



Welfare and Safety of the Racehorse Summit

Tenth Summit
Wednesday
June 22, 2022

Presented by



**Grayson-Jockey Club
Research Foundation**

2022 Welfare and Safety of the Racehorse Summit

Agenda and Speaker Info

Wednesday, June 22, 2022

8:20 AM Welcome and Introduction

- Jamie Haydon, *President*
Grayson-Jockey Club Research Foundation
- Summit MC - Annise Montplaisir, *Equine Education Coordinator*
Kentucky Equine Education Project Foundation

8:30–9:00 Equine Injury Database Update

- Dr. Tim Parkin, *Head of Bristol Veterinary School*
University of Bristol

9:05–9:35 Building a Thoroughbred “Two-Year-Old” for Racing

- Dr. Larry Bramlage, *Surgeon and Partner*
Rood & Riddle Equine Hospital

9:40–10:10 Equine Safety and Welfare- A California Perspective

- Dr. Dionne Benson, *Chief Veterinary Officer*
1/ST RACING
- Dr. Ryan Carpenter, *Surgeon,*
Equine Medical Center

Break

10:20–10:50 Jockey Weights, Wellbeing and Fitness – Supporting the Athlete

- Dr. Jerry Hill, *Chief Medical Adviser*
British Horseracing Authority

10:55–12:00 Equine Wearable Technology

- Moderator - Joe Appelbaum, *President*
NYTHA
- Will Duff Gordan, *Chief Executive Officer*
Total Performance Data
- Dr. Scott Palmer, *Equine Medical Director*
New York State Gaming Commission
- Valentin Rapin, *Managing Director & Co-Founder*
Arioneo

Lunch

1:00–2:00 Regulatory Veterinarian Panel

- Moderator - Dr. Mary Scollay-Ward, *Ex.Director & COO Racing Medication and Testing Consortium*
- Dr. Jaclyn Bradley, *Prairie Meadows*
- Dr. Will Farmer, *Equine Medical Director, Churchill Downs*
- Dr. Lynn Hovda, *Chief Commission Veterinarian Minnesota Racing Commission*

2:05–2:35 Positron Emission Tomography: Knowledge Gained From Over 1,000 Racehorse Fetlocks

- Dr. Mathieu Spriet, *Associate Professor Surgical & Radiological Sciences- University of California, Davis*

2:40–3:20 Racing Surfaces Testing Laboratory

- Dr. Wayne McIlwraith, *Founding Director, Orthopaedic Research Center Colorado State University*
- Dr. Mick Peterson, *Executive Director, Racing Surfaces Testing Laboratory Professor- Biosystems & Agricultural Engineering, University of Kentucky*

Break

3:40–4:15 The Importance Of Welfare And Safety To Youth Entering The Thoroughbred Industry

Hosted by: Amplify Horse Racing,

- Moderator - Annise Montplaisir, *Equine Education Coordinator, KEEP Foundation & President, Amplify Horse Racing*
- Hayley Amoss, *Manager of Communications & Social Media, Breeders' Cup*
- Hallie Hardy, *Executive Director, Horse Country*
- Ferrin Peterson, *Jockey & Veterinarian*
- Eric Resendiz, *Student at BCTC Equine & former Amplify Horse Racing Mentee*
- Deja Robinson, *Pre-Vet Student, Internships through Ed Brown Society*

4:20–4:50 Keeneland & the InCompass Programs Including the Thoroughbred Training Center

- Dr. Stuart Brown, *Vice President of Equine Safety Keeneland*
- Chris Dobbins, *Senior Vice President InCompass*



Hayley Amoss
Manager of Communications & Social Media
Breeders' Cup

Hayley Amoss brings a horsemen's perspective and results-driven mindset to the Breeders' Cup. The lifelong equestrian started riding before her feet could touch the stirrups and when she wasn't on a horse, she wanted to be around them.

Her father, Tom Amoss, has trained horses throughout her life, but it wasn't until Hayley graduated in Mass Communication from LSU that she realized she might be able to incorporate her communications knowledge into a career in the industry. She developed all of Tom Amoss Racing's digital footprint and led a public relations campaign for the 2018 Kentucky Oaks contender and former claimer, Chocolate Martini.

She was recognized by the Bluegrass Chapter of the Public Relations Society of America as the area's Rising Star in 2018, and worked for Grand Slam Social before pursuing her dream role within one of her favorite corporations in the industry, the Breeders' Cup, as the Social Media & Communications Manager. Since joining the Breeders' Cup, she has worked alongside Grand Slam Social to break numerous records for the Breeders' Cup social channels, launched the Breeders' Cup TikTok platform, and continues to strive to bring new and innovative ideas to the Breeders' Cup's digital platforms.





Joe Appelbaum

President

NYTHA

Joe Appelbaum claimed his first horse in 1999 and won some races and lost his fair share before linking up with Carlos Morales to form Off The Hook in 2002. A breeding, racing and sales company with a farm and training center in Ocala, FL and offices in New York City, Off The Hook has experienced a string of pinhooking and racing successes. Off the Hook is built around the idea that a patient and pragmatic approach early in a horse's development will lead to lasting competitive excellence at the racetrack.

Joe played football at Yale University, and went on to become a college football coach, spending seven years coaching at five different universities, most famously working with Wayne Chrebet and Victor Cruz. He was the President of Kids Interest Development Services Inc. and co-founded Oasis Children's Services LLC, which provided school, camp and after-school programming for thousands of children throughout the Northeast.

Joe has worked with a wide variety of trainers: Tom Bush, Chad Brown, Jim Bond, Mike Hushion, Leah Gyarmati, Andrew Lakeman, Jorge Abreu and Todd Pletcher. Off The Hook has developed dozens of stakes winners: most notably, Breeders Cup Champion Informed Decision, Grade I winners El Deal, Turbo Compressor, Zipessa and Paola Queen, as well as NY-Bred Millionaire Zivo.

Joe is a native New Yorker and currently lives with his wife and children in Manhattan. He served his first term on the NYTHA Board from 2014-17, and was named NYTHA President in 2017.





Dr. Dionne Benson
Chief Veterinary Officer
1/ST RACING

Dr. Dionne Benson is a highly regarded equine veterinarian with a proven track record of advocating for the health and safety of racehorses. As Chief Veterinary Officer, 1/ST RACING, Dr. Benson is responsible for directing all veterinary safety and welfare practices and protocols, as well as equine research initiatives for the 1/ST RACING and training brands including, California's Santa Anita Park, Golden Gate Fields and San Luis Rey Downs, Gulfstream Park, Gulfstream Park West and Palm Meadows in South Florida, and Pimlico Race Course, Laurel Park and Bowie Training Center in Maryland.

Dr. Benson is the first to hold the title of Chief Veterinary Officer for the company, a position that was created as part of the ongoing commitment to prioritizing the care and safety of equine athletes. She has been at the forefront of guiding the implementation of racing standards that are grounded in science during this important time of reform and modernization in the Thoroughbred racing industry.

Prior to serving as Chief Veterinary Officer, Dr. Benson was the Executive Director and Chief Operating Officer for the internationally-renowned Racing Medication and Testing Consortium (RMTC) in Lexington, Kentucky. She also serves on several veterinary committees with the International Federation of Authorities (IFHA) and works closely with the California Horse Racing Board (CHRB) on refining medication rules for horses racing at Santa Anita and Golden Gate Fields.

Dr. Benson has been honored with the prestigious international Presidents' Award for Exemplary Service by the Association of Racing Commissioners (ARC).

Dr. Benson also holds a Doctorate in Medicine from the College of Veterinary Medicine at the University of Minnesota and a Juris Doctor (JD) from the William Mitchell College of Law and a Bachelor of Science from the College of Natural Resources from the University of Minnesota, St. Paul. She practiced law as a commercial litigator for a number of years prior to enrolling in veterinary school, and was a law school faculty member while she was attending veterinary school.

Dr. Benson currently resides in Kentucky on a farm with her husband and their beloved horses.



Dr. Jaclyn Bradley
Prairie Meadows

Jaclyn Bradley, DVM is a 2008 graduate of Iowa State University College of Veterinary Medicine. Upon graduation she worked as a large animal/equine vet in South Central Iowa for 6 years before becoming a regulatory veterinarian first for greyhounds at Iowa Greyhound Park then transferring to Prairie Meadows for last 7 years. In 2014, she opened a mobile practice working on large animal/equine practice while not at the track.



Dr. Larry Bramlage
Surgeon and Partner
Rood & Riddle Equine Hospital

Larry Bramlage is a 1975 graduate of the Kansas State University College of Veterinary Medicine (DVM) and received a Master of Science degree from The Ohio State University in 1978. He holds a Diploma of the American College of Veterinary Surgery (Diplomate ACVS). Bramlage is an internationally recognized equine orthopedic surgeon. He is a past President of the American Association of Equine Practitioners, and of the American College of Veterinary Surgeons.

In recognition of his dedication and contribution to Thoroughbred racing, Bramlage was awarded the 1994 Jockey Club Gold Medal for contributions to Thoroughbred Racing in the United States. He is also a past chairman of the Research Advisory Committee of the Grayson-Jockey Club Research Foundation and serves on the Board of Directors for that organization.

His additional honors include the 1997 Tierlink Hochmoor Prize for his work regarding the internal fixation of fractures, the 1998 distinguished alumnus award from The Ohio State University, Alumni Fellow Award from Kansas State University, a British Equine Veterinary Association's Special Award of Merit, and the American College of Veterinary Surgeons Legends award for the development of the fetlock arthrodesis procedure for horses in 2009, and the Thoroughbred Club Testimonial Award in 2014.

He has received the American Association of Equine Practitioners Distinguished Service Award twice. He was elected to membership in The Jockey Club in 2002 and to Distinguished Lifetime Membership in the American Association of Equine Practitioners in 2010.





Dr. Stuart Brown
Vice President of Equine Safety
Keeneland

Internationally respected equine veterinarian Dr. Stuart E. Brown II serves as Keeneland's Vice President of Equine Safety and joined Keeneland in June 2020.

Dr. Brown leads Keeneland's effort to develop, communicate and enforce safety and integrity policies for both racing and sales operations; reviews all racing-related accidents with the goal of prevention; assesses relevant equine health and safety research and proactively communicates best practices to the racing community and public. His duties encompass Keeneland and The Thoroughbred Center, the training center in Lexington that Keeneland owns.

Dr. Brown completed his undergraduate work at Transylvania University and earned his Doctor of Veterinary Medicine from Tuskegee University. He spent nearly 30 years with Lexington's Hagyard Equine Medical Institute, specializing in equine reproduction and ambulatory medicine.

Chairman of the University of Kentucky Gluck Equine Research Foundation, Dr. Brown belongs to the American Veterinary Medical Association, American Association of Equine Practitioners, Kentucky Veterinary Medical Association, Kentucky Association of Equine Practitioners, Society for Theriogenology and Kentucky Thoroughbred Farm Managers' Club. He is a member of The Jockey Club.

Dr. Brown previously served as a Commissioner for the Kentucky Horse Racing Commission and Chairman of the KHRC's Equine Drug Research Council.

In 2021, Dr. Brown received the American Veterinary Medical Association's Meritorious Service Award. The award recognizes a veterinarian who has brought honor and distinction to the veterinary profession through personal, professional or community service activities conducted outside the scope of organized veterinary medicine or research.

He is married to Jen Roytz and lives in Versailles, Kentucky.





Dr. Ryan S. Carpenter

Surgeon,
Equine Medical Center

Dr. Ryan Carpenter graduated from UC Davis, school of veterinary medicine in 2005 and went on to complete a surgical residency and combined masters program at Colorado State University where he conducted orthopedic research projects focusing on gene therapy and fracture healing under the direction of the Equine Orthopedic Research Center at CSU.

Ryan spends his mornings as an active racetrack practitioner in the shedrow at Santa Anita and Del Mar and his afternoons in the hospital specializing in orthopedic and upper airway surgery. When not at the track, Ryan enjoys spending time with his wife, Jill and daughters Brooklyn and Taylor and Billy, the family pup.



Chris Dobbins
Senior Vice President
InCompass

Chris Dobbins joined InCompass Solutions in the fall of 2011 to become the Business Development Manager after serving as Senior Wagering Analyst for the Thoroughbred Racing Protective Bureau since 2006. Chris was promoted to Vice President of Business Development in 2014 and Senior Vice President in 2020. During his tenure at InCompass Solutions Chris has been responsible for overseeing the development of Track Manager (previously RTO), Interactive Racing Office, the growth of the International Track Manager system as well as many other new tools and products offered from InCompass Solutions.

Prior to InCompass Solutions, Chris was responsible for the continued development and daily review of analytic reports autonomously generated through TRPB's Betting Analysis Platform. He worked closely with representatives of all TRA-member racetrack associations. Prior to joining the TRPB, he was Simulcast Manager at Sam Houston Race Park and has held many various managerial positions, including Director of Racing and Simulcasting and Racing Secretary along with other various Racing Official duties.

Dobbins has served on the TRA 2050 Committee and has made frequent presentations on pari-mutuel wagering matters to organizations including the University of Louisville's Steward's Accreditation School, Racing Officials Accreditation Program, Organization of Racing Investigators, TRA/HTA International Simulcast Conference, and the Middle Atlantic-Great Lakes Organized Crime Law Enforcement Network in association with the Federal Bureau of Investigations.



Dr. Will Farmer
Equine Medical Director
Churchill Downs

As equine medical director, Farmer will develop, direct the implementation of, and ensure enforcement of equine health and safety policies for CDI. As such, he will be charged with the development of strategies to enhance the safety and integrity of racing and training at all CDI racetracks which include Churchill Downs Racetrack in Louisville, Ky.; Arlington International Racecourse in Arlington Heights, Ill.; Fair Grounds Race Course in New Orleans, La.; Presque Isle Downs in Erie, Pa.; Ocean Downs in Ocean City, Md.; Miami Valley Gaming in Lebanon, Ohio; Oak Grove Racing in Oak Grove, Ky.; and Turfway Park in Florence, Ky.

Farmer brings a rich history of experience with racehorses to the position and industry knowledge. Following his work as racing veterinarian with the Kentucky Horse Racing Commission, he ascended to the position of chief racing veterinarian, working extensively in managerial and hands-on capacities, both long-term and urgent, at racing events and institutions, including multiple races for the Kentucky Derby and Breeders' Cup World Championships.





Will Duff Gordon
Chief Executive Officer
Total Performance Data

Will Duff Gordon is the chief executive officer of Total Performance Data (TPD). He has been helping people to make sense of complex data since 2000. Gordon is able to leverage his wealth of experience, earned in financial data giants, the world of horse racing and nimble startups, to combine the technological rigors of data capture with the aesthetics of delivering the data in an accessible way.

A keen racehorse owner, Gordon is bringing the world of horse racing to a wider audience through the use of engaging and insightful data, delivered via an elegant, simple interface. Customers can offer greater insights and better results to those at the heart of this great sport. Gordon lives in London with his wife and their two children





Hallie Hardy
Executive Director
Horse Country

Hallie Hardy was recently appointed the Executive Director of Horse Country, Inc, the member organization that helps to promote and organize tour opportunities in the equine industry.

Hallie, originally from Frankfort, Ky, grew up showing Saddlebreds and found her career path in the Thoroughbred industry during her time as a student at the University of Kentucky. She has been fortunate to travel around the globe in the pursuit of knowledge and experience in the Thoroughbred industry. After coming back to Kentucky in 2017, Hallie worked for WinStar Farm and Godolphin before taking on the role at Horse Country. She is thrilled to be promoting one of the state's signature industries.





Jamie Haydon

President

Grayson-Jockey Club Research Foundation

Jamie Haydon, a graduate of the University of Kentucky and a resident of Versailles, Ky., joined The Jockey Club staff in 2008 as the manager of industry initiatives after stints with the Kentucky Horse Racing Authority, Four Star Sales, and the National Thoroughbred Racing Association.

In 2017 he became the vice-President of Grayson, overseeing daily administration and operations of the foundation. equine health and safety initiatives, such as the Welfare and Safety of the Racehorse Summit and The Jockey Club's Thoroughbred Safety Committee. In 2019, he assumed the role of President.

When asked about his equine experiences, Jamie shares “On April 4, 1987, She’s a Sleeper finished first in an \$11,000 claiming race at Keeneland. An 11-year-old boy who decided to bet \$2 across the board on that filly because his mother had lingered for awhile in bed that snowy morning, was hooked. Horses have been a central point in my career and life ever since. I spent two summers on the Keeneland maintenance crew as a teenager and did internships at the Breeders’ Cup and Ascot Racecourse while attending the University of Kentucky.

After graduation, my professional career started with experiences in sales, breeding and regulation. “My time here at The Jockey Club, and Grayson-Jockey Club Research Foundation have brought a deep interest in equine health. ‘To borrow a quote often uttered by the longtime chairman The Jockey Club chairman, Ogden Mills Phipps, ‘We need to stand up for the horse when nobody else will.’





Dr. Jerry Hill
Chief Medical Adviser
British Horseracing Authority

Jerry started working in horse racing in 2000 alongside his roles in Primary and Pre-Hospital Care. With the addition of Club Football to his portfolio he retrained in Sports and Exercise Medicine in the run up to the London 2012 Olympics before taking up full time work as a Sports Physician. Initially combining posts in international Women's Football at the FA with the Chief Medical Adviser role at the BHA but the demands of COVID-19 meant racing required a full-time adviser late in 2020.

In recent years there has been a paradigm shift in the approach taken to our human participants developing the concept of the 'Jockey Athlete' and building up the support services which are commonplace in other Elite and Professional Sports. Aside from developing services and facilities one would expect in high level sport – Trauma Care, Physiotherapy, Strength & Conditioning, Nutrition, Psychology, as an industry we are now using research to inform decision making and have a number of academic collaborations with UK and other Universities.

COVID-19 produced significant challenges, but it was also a catalyst for change and has generated stronger links within racing, to the wider sporting community and into UK Government. As part of the response to COVID 19 Jerry still has an Honorary Contract with the UK Health Security Agency advising on how sporting events such as the Commonwealth Games might be conducted in a COVID secure fashion.





Dr. Lynn Hovda
Chief Commission Veterinarian
Minnesota Racing Commission

Dr. Lynn Hovda is the Director of Veterinary Medicine with SafetyCall International and Pet Poison Helpline (PPH). She is also an adjunct professor at the University of Minnesota College of Veterinary Medicine and the Chief Commission Veterinarian for the Minnesota Racing Commission.

Dr. Hovda received a BS in Pharmacy from North Dakota State University and a BS in Veterinary Science from the University of Minnesota. She received a Doctor of Veterinary Medicine degree from the University of Minnesota and followed this with an internship at the University of Georgia and a three-year internal medicine residency at the University of Wisconsin-Madison. Dr. Hovda received a Master of Science in Veterinary Science degree from the University of Wisconsin-Madison and was awarded board certification by the American College of Veterinary Internal Medicine (DACVIM).

She has published scientific articles and book chapters, presented scientific abstracts and invited presentations, participated in numerous educational proceedings for lay groups, and served on many professional committees. Her educational and research interests include plants and plant related toxicities, pharmaceuticals and pharmacokinetics, prevention and treatment of pesticide and farm chemical related exposures, and race track associated injuries. When not working, Dr. Hovda lives in rural Minnesota with her family, six horses, four barn cats, one pampered house cat, three exceptional Welsh Corgis, and a herd of goldfish.



Dr. Wayne McIlwraith

*Founding Director, Orthopaedic Research Center
Colorado State University*

Dr. C. Wayne McIlwraith is a renowned international practitioner, surgeon, and researcher at Colorado State University. His research interests include equine orthopaedic surgery, joint disease research as well as osteoarthritis therapy (including gene therapy and stem cell therapies), articular cartilage repair, early diagnosis in osteoarthritis, and pre-fracture disease using imaging and fluid biomarkers.

Dr. McIlwraith, a University Distinguished Professor, has made significant strides in advancing the Orthopaedic Research Center's reputation through publications, scientific presentations, and fundraising. He is a past-president of the American College of Veterinary Surgeons and the American Association of Equine Practitioners, and a recognized leader in the field of equine orthopaedic research and surgery. He consults worldwide as a specialist equine surgeon and has received media attention for his contributions to joint research. Dr. McIlwraith is the co-author of five textbooks, over 400 textbook chapters and refereed publications, and has given 600 presentations and workshops.

Dr. McIlwraith's Honor and Awards include the Barbara Cox Anthony Endowed University Chair in Orthopaedics; University Distinguished Professor of Orthopaedics; Director, Musculoskeletal Research Program (Program of Research and Scholarly Excellence); and Founding Director, Orthopaedic Research Center





Annise Montplaisir
Equine Education Coordinator
Kentucky Equine Education Project

Annise Montplaisir is the Equine Education Coordinator for the Kentucky Equine Education Project (KEEP) Foundation, and the Co-Founder and President of Amplify Horse Racing – a nonprofit promoting education and careers in the Thoroughbred industry to youth and young adults.

Growing up near Fargo, North Dakota, Montplaisir fell in love with Thoroughbred racing after seeing the movie *Ruffian*, and began spending her summers at the North Dakota Horse Park, the racetrack near her family home. She received a bachelor of science in Management Communication and International Studies with a minor in Spanish from North Dakota State University.

After graduating in 2017, she moved to Lexington, Kentucky and interned with Fasig-Tipton, Keeneland and Mill Ridge Farm before being accepted into the Godolphin Flying Start program. Upon graduating from Godolphin Flying Start in July 2020, Montplaisir worked as project manager for Together for Racing International before beginning her current role with KEEP. Montplaisir is also a co-host of *La Trifecta*, a weekly Spanish horse racing web show through *America's Best Racing*, and in 2021 co-hosted the Breeders' Cup's first full Spanish broadcast of the event.





Dr. Scott Palmer
Equine Medical Director
New York State Gaming Commission

Scott E. Palmer, VMD, a renowned veterinarian with more than three decades of experience in providing medical care for horses, oversees the health and safety of horses at all New York State Thoroughbred and Standardbred racetracks.

Dr. Palmer is responsible for all aspects of equine health, safety, and welfare at New York racetracks and advises the Commission on equine medication policies as well as the safety and condition of racetrack facilities and surfaces. He supervises all on-track regulatory veterinarians as well as the New York State Equine Drug Testing Program laboratory. He oversees equine testing procedures, ensures compliance with regulatory veterinary protocols, investigates incidents and monitors the Commission's necropsy program. He also serves as an Adjunct Professor at Cornell University's College of Veterinary Medicine, where he is responsible for developing and coordinating continuing education programs for veterinarians and trainers related to medication and equine injuries. He coordinates research on equine sports medicine topics and collaborates with faculty on epidemiological studies to analyze equine safety issues.

Since his graduation from the University of Pennsylvania School of Veterinary Medicine in 1976, Dr. Palmer has worked as a staff clinician at the New Jersey Equine Clinic, serving as the Hospital Director since 1997. He is a two-time recipient of the New Jersey Equine Practitioners Veterinarian of the Year award, as well as a recipient of the AAEP President's Award in 2009 and the AAEP Distinguished Service Award in 2010.

Dr. Palmer is board certified in equine practice by the American Board of Veterinary Practitioners. He has authored dozens of peer-reviewed publications and is a featured speaker at veterinary conferences worldwide. He is a member of several professional organizations and has held leadership positions in many, including the American Veterinary Medical Association, the American Association of Equine Practitioners, the American Board of Veterinary Practitioners, the New Jersey Veterinary Medical Association, and the New Jersey Association of Equine Practitioners.





Dr. Tim Parkin

Head of Bristol Veterinary School
University of Bristol

Tim Parkin is Head of the Division of Equine Clinical Sciences and Senior Lecturer in Clinical Epidemiology at the School of Veterinary Medicine, College of Medical, Veterinary and Life Sciences, University of Glasgow.

He qualified from the University of Bristol with degrees in Zoology(1992) and Veterinary Science (1998). He immediately took up a position at the University of Liverpool and went on to complete his PhD on the epidemiology of fractures in racehorses in 2002. Since then he has worked on numerous projects with several different racing jurisdictions around the world, including the UK, Hong Kong, Japan, Australia, South America and the USA. He gained his Diploma of the European College of Veterinary Public Health in 2006 and has worked at the University of Glasgow since February 2007.

Parkin has twice been an epidemiological consultant for Racing Victoria Jumps Race Review Committees (2005 and 2008) and is a member of the Equine Injury Database Scientific Advisory Committee in the USA.





Ferrin Peterson
Jockey and Veterinarian

Ferrin Peterson is both a jockey and a veterinarian. She grew up with horses from an early age and was determined to become a jockey. With no family contacts in horse racing, she decided instead to pursue a career as a racetrack veterinarian. However, it was through her veterinary internships that she finally formed contacts to learn to ride racehorses.

Ferrin began riding races while completing her last two years of veterinary school at UC Davis. Upon graduation, she pursued her jockey career and it has taken her on an adventure around the country. She rides as a jockey full-time and works as a veterinarian on non-race days. She initially worked at an integrative equine practice while riding at Del Mar. The following two years, she worked as a small animal veterinarian on Staten Island while riding at Monmouth Park and Aqueduct.

Ferrin has now landed in Kentucky, where she believes her unique skillset is best utilized in the heart of horse country. She does reproductive work with broodmares, foals, and stallions, assists in surgery, and also does sales work at Keeneland and Fasig-Tipton. Her vision is to inspire young people to reach their goals in the equine industry or veterinary field and to be an example of how much versatility there is when working with horses.





Dr. Mick Peterson

Executive Director - Racing Surfaces Testing Laboratory
Professor- Biosystems and Agricultural Engineering,
University of Kentucky

Michael "Mick" Peterson, Ph.D. is the Director of the Racetrack Safety Program and Professor of Biosystems and Agricultural Engineering at the University of Kentucky. He also serves as the Executive Director of the Racing Surfaces Testing Laboratory. Dr. Peterson's research links traditional engineering mechanics and materials to the biomechanics of animals with an emphasis on the use of dynamic response to characterize materials.

He has worked on a range of equine and animal biomechanics topics including: the impact of exercise on bone density, the development of mechanisms which mimic biomechanical loading, biomechanics and acoustic response of whales, and the kinematics of equine gait on treadmills and equine surfaces.

Dr. Peterson's passion and primary focus is on increasing our understanding and improving the consistency of racetrack surfaces. He has published more than 95 journal articles, 3 book chapters, more than 150 conference proceedings and has received 6 patents





Valentin Rapin

Managing Director and Co-Founder
Arioneo

Valentin Rapin is the co-founder and CEO of Arioneo, which specializes in the collection and analysis of performance and health data for athletic horses. He is passionate about racehorses and new technologies.

Arioneo was created in 2014 and is based on the conviction that technology and big data are part of the future of the equine industry. The goal of Arioneo is to accompany the professionals of the sector in the research of performance and well-being for horses thanks to extremely precise tools, scientifically validated and ever improving technology.





Eric Resendiz

*Student at BCTC Equine &
Former Amplify Horse Racing Mentee*

Eric Resendiz is a student at BCTC Equine, currently interning at WinStar Farm within the yearling division. His coursework at BCTC Equine has introduced him to the racing and bloodstock aspects of the Thoroughbred industry, and has grown his knowledge of horse care to include lameness, medications, nutrition and wellness. Resendiz has completed the Amplify Horse Racing Mentorship Program, where he learned first-hand about the responsibilities of farm management by shadowing a farm manager for 3 months. Resendiz has also served as a Keeneland College Ambassador, where he has helped with the operations of Keeneland College Scholarship Day and fulfilled various other responsibilities while learning about all aspects of Keeneland.





Deja Robinson

Pre-Vet Student, Internships through Ed Brown Society

Deja Robinson is an Atlanta, Ga native and a recent graduate of the University of Kentucky, where she obtained a B.S. in Equine Science and Management with a minor in Animal Sciences. Her aspirations include studying to be an Equine Veterinarian within the Thoroughbred racing industry. Since graduating, Deja, an Ed Brown Scholar, has traveled to various jurisdictions with 1/ST Racing to gain exposure to their unique operations. In her spare time, she enjoys riding, photography, painting, and traveling.



Dr. Mary Scollay-Ward

Ex. Director & Chief Operating Officer
Racing Medication and Testing Consortium

A 1984 graduate of the University of Illinois College of Veterinary medicine, Dr. Scollay served for 20 years as an on-track racing regulatory veterinarian, before becoming the Equine Medical Director of the Kentucky Horse Racing Commission in 2008.

She is an active member of the American Association of Equine Practitioners and has served the organization in a broad range of roles. She currently serves on the AAEP's Racing Committee and Professional Conduct and Ethics Committee.

She is a member of the Racing Commissioners International Regulatory Veterinarians' Committee, the International Group of Specialty Racing Veterinarians and an associate member of the European Horseracing Scientific Liaison Committee. She is a board member of the Racing and Medication Testing Consortium and is seated on its Scientific Advisory Committee. She is a board member of the Racing Surfaces Testing Laboratory and serves as a veterinary consultant to the Jockey Club Equine Injury Database.





Dr. Mathieu Spriet
Professor of Diagnostic Imaging
Surgical & Radiological Sciences
University of California, Davis

Dr. Mathieu Spriet is a Professor of Diagnostic Imaging at the School of Veterinary Medicine at the University of California, Davis. He obtained his DVM degree from the National Veterinary School of Lyon (France) in 2002 and a Master Degree from the University of Montreal (Canada) in 2004.

He has been a diplomate of both the American College of Veterinary Radiology and the European College of Veterinary Diagnostic Imaging since 2007, after completing his radiology residency at the University of Pennsylvania. Dr Spriet joined UC Davis as a faculty member in 2007. He became a diplomate of the newly created ACVR-Equine Diagnostic Imaging specialty in 2019. He has over 65 peer-reviewed publications and is a frequent speaker at national and international conferences. His main area of interest is equine musculoskeletal imaging. He has recently pioneered the use of positron emission tomography in horses, leading to the development of a scanner specifically designed to image standing horses.



Supplemental Information



Breed Averages

Average Type	All Foals	Top Sires
2010-2019	All foals	Foals by top 1% of sires
Starters / foals %	73.12	80.06
Winners / foals (starters) %	48.41 (66.21)	55.83 (69.73)
Repeat winners / foals (starters) %	34.67 (47.42)	41.47 (51.79)
Stakes placed / foals (starters) %	6.41 (8.76)	9.45 (11.81)
Stakes winners / foals (starters) %	2.97 (4.06)	5.80 (7.25)
Graded SW / foals (starters) %	0.90 (1.23)	2.61 (3.26)
Grade 1 SW / foals (starters) %	0.23 (0.32)	0.73 (0.91)
Two-year-old starters / foals %	38.21	43.92
Two-year-old winners / foals (2yo starters) %	11.82 (30.93)	14.14 (32.19)
Two-year-old SW / foals (2yo starters) %	1.01 (2.65)	1.58 (3.60)
Three-year-old starters / foals %	62.51	69.51
Four-year-old starters / foals %	44.94	48.79
Five-year-old and up starters / foals %	26.49	28.33
Average career starts / foals	11.3	11.9
Average career starts / starter	15.4	14.9
Average winning distance in furlongs	6.73	7.13
Average winning turf distance in furlongs	7.46	7.66
Average earnings / starter	\$58232	\$92660
Average earnings / starter male (female)	\$65753 (\$50636)	\$110395 (\$75150)
Average earnings / start	\$3779	\$6222
Average earnings / start male (female)	\$3860 (\$3678)	\$6188 (\$6272)
Average CPI	0.94	1.59

Supplemental Tables of Equine Injury Database Statistics for Thoroughbreds

(January 1 through December 31 for each year listed)

Surface

	2009			2010			2011			2012			2013			2014			2015		
	Fatal injuries	Starts	per 1000 starts	Fatal injuries	Starts	per 1000 starts	Fatal injuries	Starts	per 1000 starts	Fatal injuries	Starts	per 1000 starts	Fatal injuries	Starts	per 1000 starts	Fatal injuries	Starts	per 1000 starts	Fatal injuries	Starts	per 1000 starts
ALL	790	395897	2	727	387671	1.88	713	379285	1.88	709	369565	1.92	643	339104	1.9	583	308923	1.89	500	306654	1.63
Turf	88	45456	1.94	81	50701	1.6	77	50054	1.54	94	53991	1.74	71	51463	1.38	88	50366	1.75	70	56198	1.25
Dirt	617	293306	2.1	585	286584	2.04	586	283531	2.07	570	271851	2.1	524	248418	2.11	455	225201	2.02	397	222405	1.79
Synthetic	85	57135	1.49	61	50386	1.21	50	45700	1.09	45	43723	1.03	48	39223	1.22	40	33356	1.2	33	28051	1.18

	2016			2017			2018			2019			2020			2021			2009-2021		
	Fatal injuries	Starts	per 1000 starts	Fatal injuries	Starts	per 1000 starts	Fatal injuries	Starts	per 1000 starts	Fatal injuries	Starts	per 1000 starts	Fatal injuries	Starts	per 1000 starts	Fatal injuries	Starts	per 1000 starts	Fatal injuries	Starts	per 1000 starts
ALL	483	314459	1.54	493	305929	1.61	493	293555	1.68	441	288565	1.53	333	236561	1.41	366	264200	1.39	7274	4190368	1.74
Turf	65	59629	1.09	79	58259	1.36	65	54323	1.2	87	55878	1.56	59	46380	1.27	63	50479	1.25	987	683177	1.44
Dirt	385	225898	1.7	384	220428	1.74	394	211535	1.86	329	205882	1.6	254	170569	1.49	285	188979	1.51	5765	3054587	1.89
Synthetic	33	28932	1.14	30	27242	1.1	34	27697	1.23	25	26805	0.93	20	19612	1.02	18	24742	0.73	522	452604	1.15

Distance

	2009			2010			2011			2012			2013			2014			2015		
	Fatal injuries	Starts	per 1000 starts	Fatal injuries	Starts	per 1000 starts	Fatal injuries	Starts	per 1000 starts	Fatal injuries	Starts	per 1000 starts	Fatal injuries	Starts	per 1000 starts	Fatal injuries	Starts	per 1000 starts	Fatal injuries	Starts	per 1000 starts
<6F	198	93542	2.12	212	94462	2.24	203	93872	2.16	208	88536	2.35	195	81555	2.39	167	73964	2.26	137	73440	1.87
6F-8F	441	225902	1.95	389	217885	1.79	380	215327	1.76	381	214525	1.78	357	192245	1.86	316	176962	1.79	283	177477	1.59
>8F	151	76453	1.98	126	75324	1.67	130	70086	1.85	120	66504	1.8	91	65304	1.39	100	57997	1.72	80	55737	1.44

	2016			2017			2018			2019			2020			2021			2009-2021		
	Fatal injuries	Starts	per 1000 starts	Fatal injuries	Starts	per 1000 starts	Fatal injuries	Starts	per 1000 starts	Fatal injuries	Starts	per 1000 starts	Fatal injuries	Starts	per 1000 starts	Fatal injuries	Starts	per 1000 starts	Fatal injuries	Starts	per 1000 starts
<6F	139	78491	1.77	124	74855	1.66	120	72331	1.66	122	74620	1.63	98	59126	1.66	87	64508	1.35	2010	1023302	1.96
6F-8F	263	180693	1.46	289	178775	1.62	306	172501	1.77	249	166403	1.5	188	138766	1.35	226	155270	1.46	4068	2412731	1.69
>8F	81	55275	1.47	80	52299	1.53	67	48723	1.38	70	47542	1.47	47	38669	1.22	53	44422	1.19	1196	754335	1.59

Age

	2009			2010			2011			2012			2013			2014			2015		
	Fatal injuries	Starts	per 1000 starts	Fatal injuries	Starts	per 1000 starts	Fatal injuries	Starts	per 1000 starts	Fatal injuries	Starts	per 1000 starts	Fatal injuries	Starts	per 1000 starts	Fatal injuries	Starts	per 1000 starts	Fatal injuries	Starts	per 1000 starts
2 years	48	34228	1.4	46	30830	1.49	36	30035	1.2	38	27316	1.39	39	23904	1.63	31	23219	1.34	29	23892	1.21
3 years	235	119588	1.97	213	118875	1.79	224	113039	1.98	201	108545	1.85	167	96925	1.72	169	81310	2.08	124	83124	1.49
4+ years	507	242081	2.09	468	237966	1.97	453	236211	1.92	470	233704	2.01	437	218275	2	383	204394	1.87	347	199638	1.74

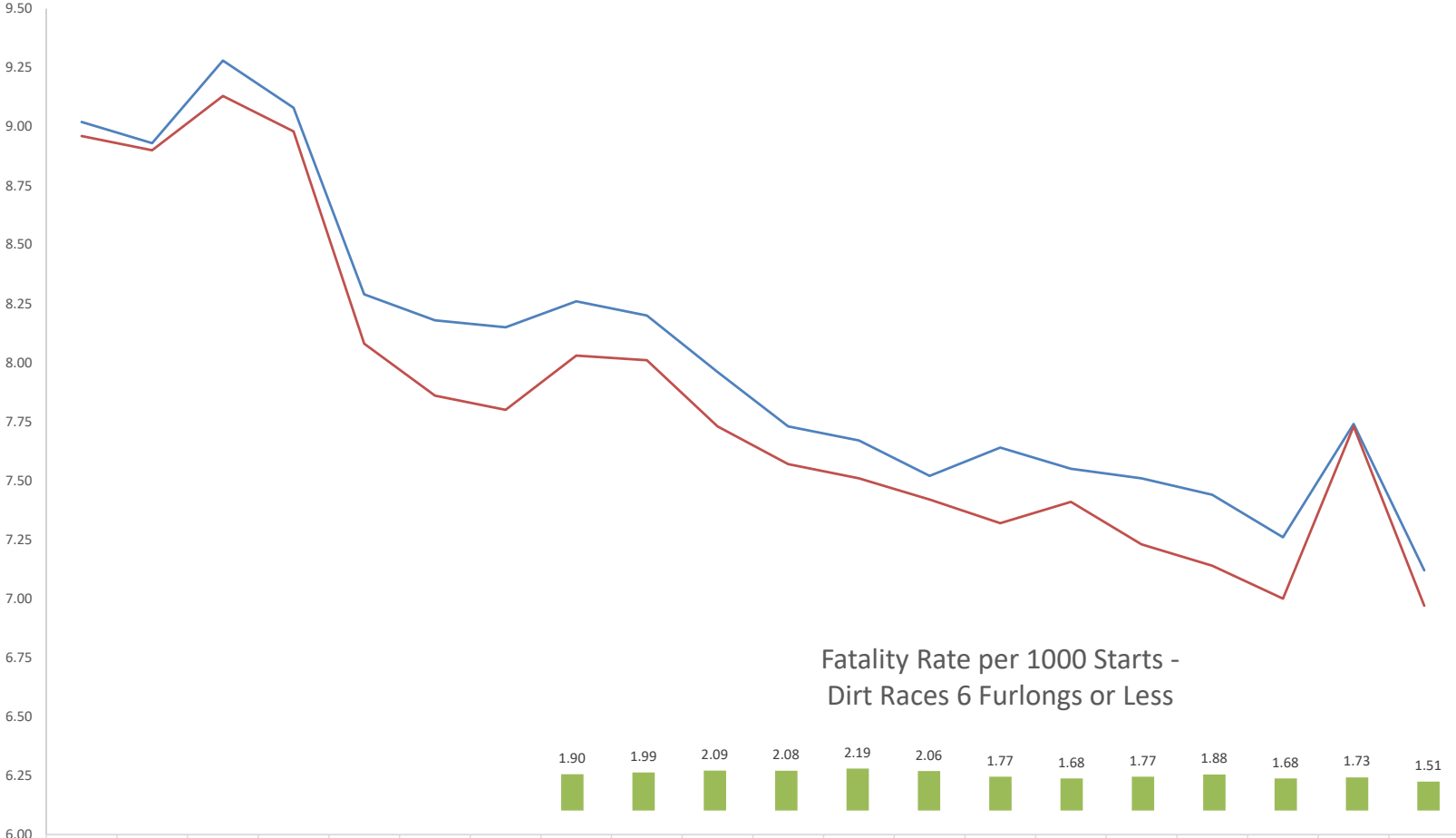
	2016			2017			2018			2019			2020			2021			2009-2021		
	Fatal injuries	Starts	per 1000 starts	Fatal injuries	Starts	per 1000 starts	Fatal injuries	Starts	per 1000 starts	Fatal injuries	Starts	per 1000 starts	Fatal injuries	Starts	per 1000 starts	Fatal injuries	Starts	per 1000 starts	Fatal injuries	Starts	per 1000 starts
2 years	33	25045	1.32	35	25154	1.39	31	24235	1.28	29	24588	1.18	34	20126	1.69	22	22475	0.98	451	335047	1.35
3 years	140	86647	1.62	144	86905	1.66	138	85621	1.61	141	82895	1.7	108	68600	1.57	114	75036	1.52	2118	1207110	1.75
4+ years	310	202767	1.53	314	193870	1.62	324	183699	1.76	271	181082	1.5	191	147835	1.29	230	166689	1.38	4705	2648211	1.78

[Click here for The Jockey Club Fact Book](#)

[Click here for The Jockey Club State Fact Books](#)

Field Size and Fatality Rate by Surface

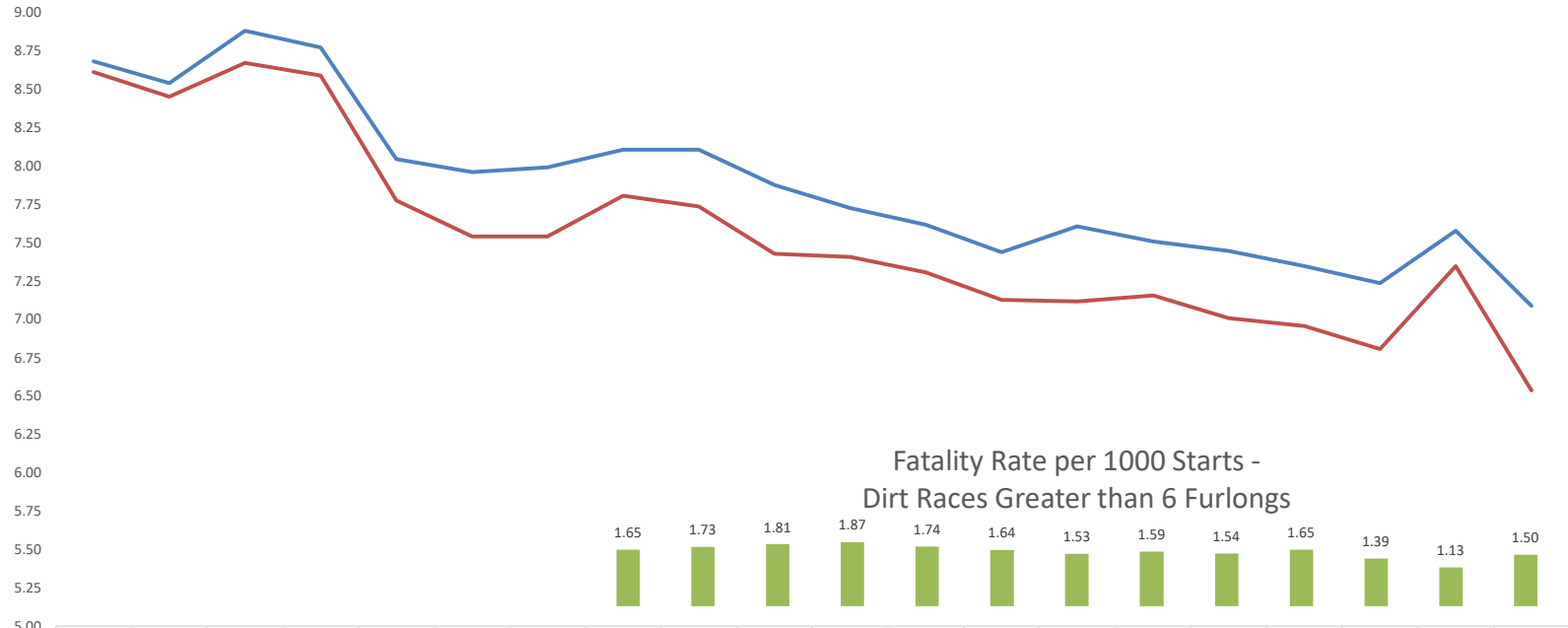
Field Size for Dirt Races 6 Furlongs or Less



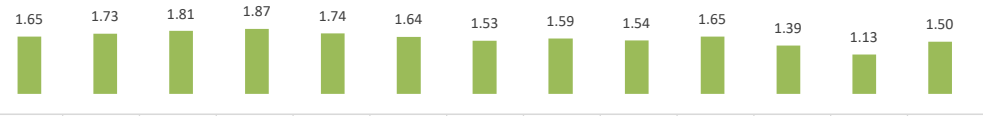
Fatality Rate per 1000 Starts - Dirt Races 6 Furlongs or Less

	1976	1980	1985	1990	1995	2000	2005	2009	2010	2011	2012	2013	2014	2015	2016	2017	2018	2019	2020	2021
Average Field Size	9.02	8.93	9.28	9.08	8.29	8.18	8.15	8.26	8.20	7.96	7.73	7.67	7.52	7.64	7.55	7.51	7.44	7.26	7.74	7.12
Median	8.96	8.90	9.13	8.98	8.08	7.86	7.80	8.03	8.01	7.73	7.57	7.51	7.42	7.32	7.41	7.23	7.14	7.00	7.73	6.97
Fatality Rate per 1000 Starts								1.90	1.99	2.09	2.08	2.19	2.06	1.77	1.68	1.77	1.88	1.68	1.73	1.51

Field Size for Dirt Races Greater than 6 Furlongs

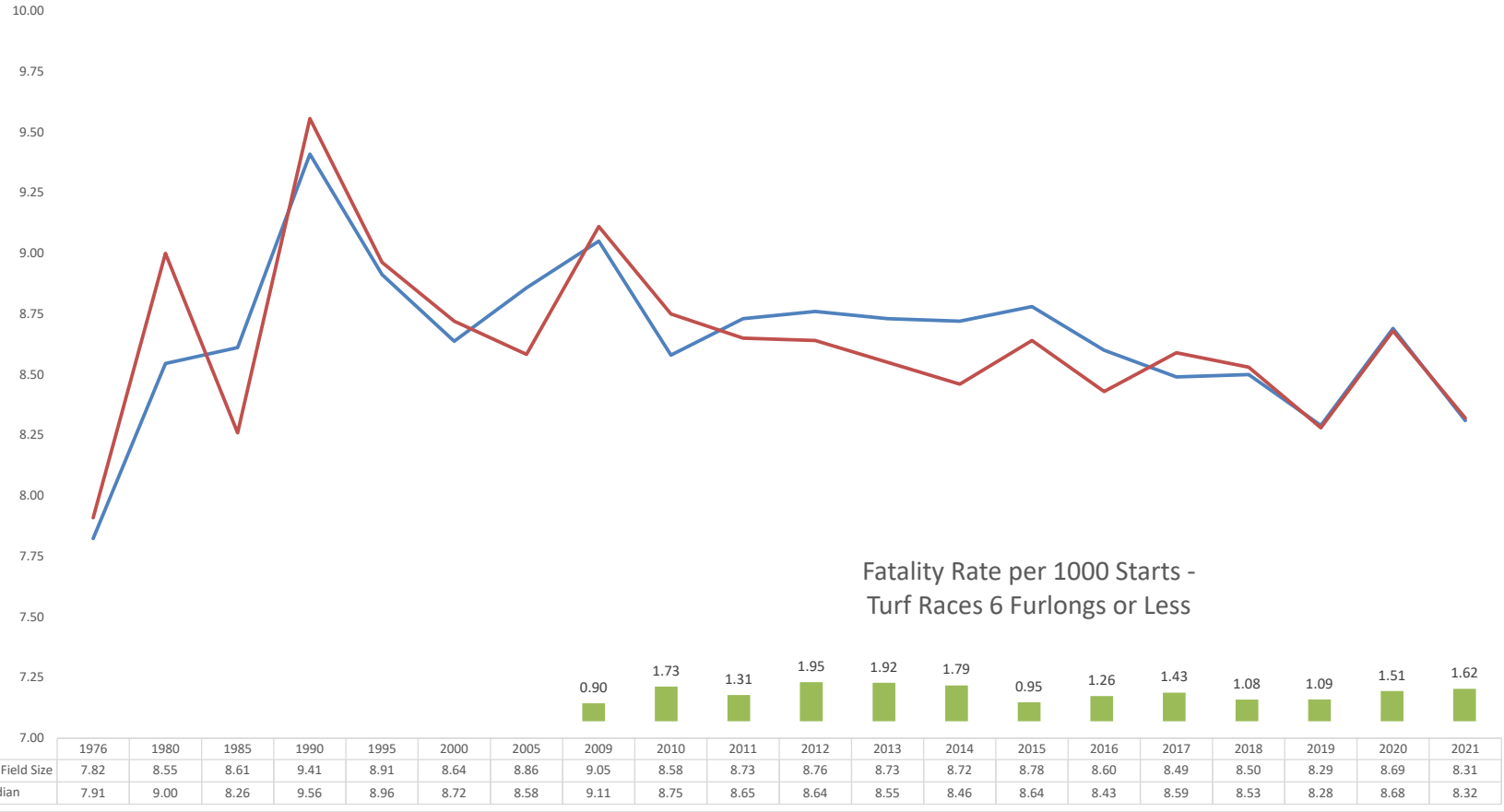


Fatality Rate per 1000 Starts - Dirt Races Greater than 6 Furlongs



	1976	1980	1985	1990	1995	2000	2005	2009	2010	2011	2012	2013	2014	2015	2016	2017	2018	2019	2020	2021
Avg Field Size	8.69	8.55	8.88	8.78	8.05	7.96	7.99	8.11	8.11	7.88	7.73	7.62	7.44	7.61	7.51	7.45	7.35	7.24	7.58	7.09
Median	8.62	8.46	8.68	8.59	7.78	7.54	7.54	7.81	7.74	7.43	7.41	7.31	7.13	7.12	7.16	7.01	6.96	6.81	7.35	6.54

Field Size for Turf Races 6 Furlongs or Less



Field Size for Turf Races Greater than 6 Furlongs

9.60
9.40
9.20
9.00
8.80
8.60
8.40
8.20

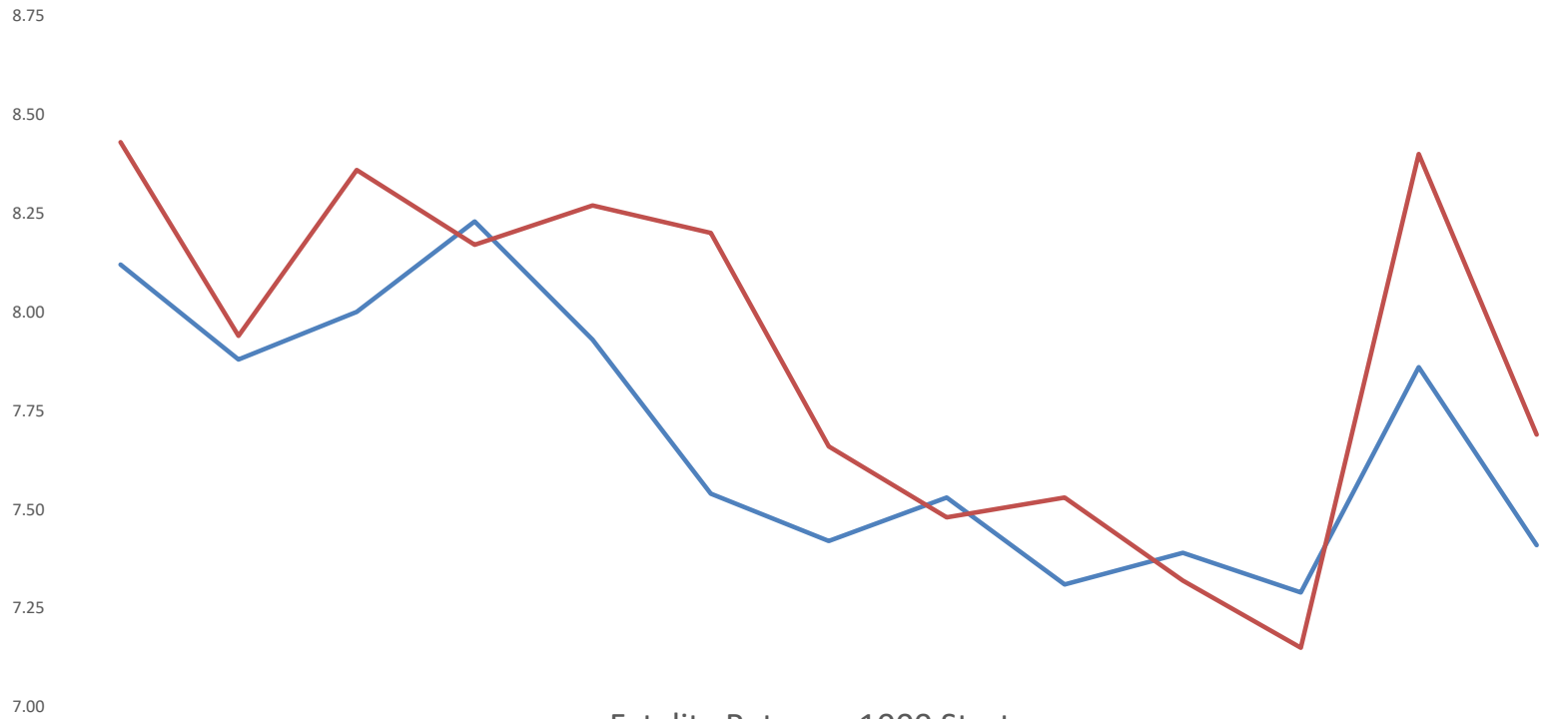
Fatality Rate per 1000 Starts - Turf Races Greater than 6 Furlongs

— Average Field Size
— Median

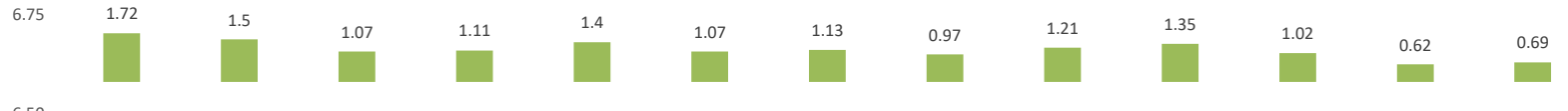
	1976	1980	1985	1990	1995	2000	2005	2009	2010	2011	2012	2013	2014	2015	2016	2017	2018	2019	2020	2021
Average Field Size	8.65	8.83	9.17	9.30	9.06	9.06	9.08	9.06	8.90	9.04	9.02	9.03	8.98	9.09	8.96	8.85	8.76	8.66	8.99	8.63
Median	8.76	8.77	9.10	9.36	9.11	9.17	9.14	9.24	9.16	9.03	9.16	9.02	8.95	9.14	8.99	8.92	8.70	8.73	9.14	8.80



Field Size Synthetic Races 6 Furlongs or Less

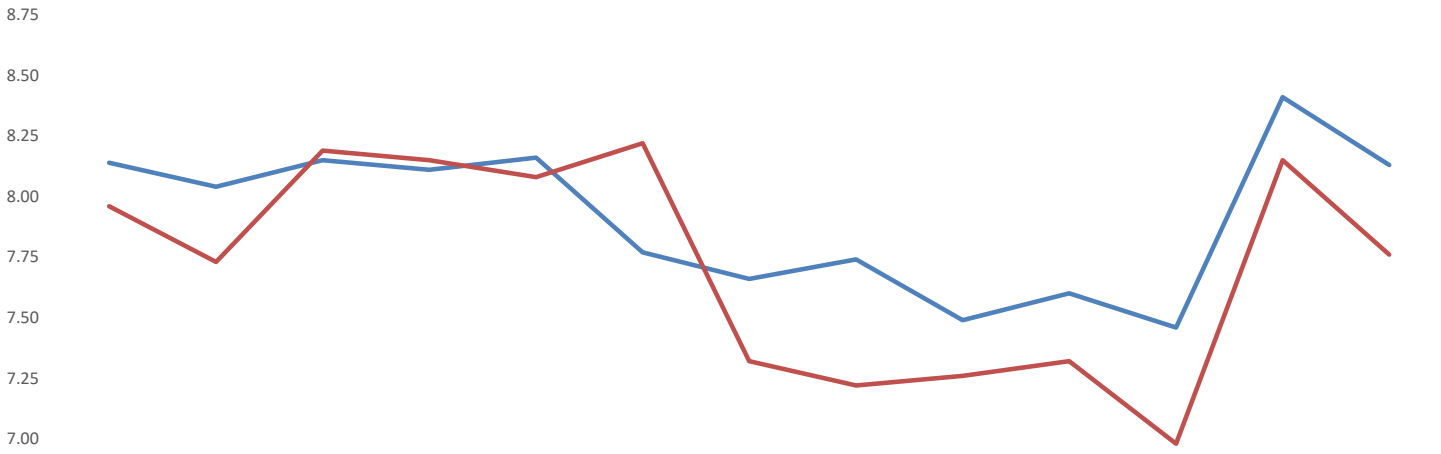


Fatality Rate per 1000 Starts - Synthetic Races 6 Furlongs or Less

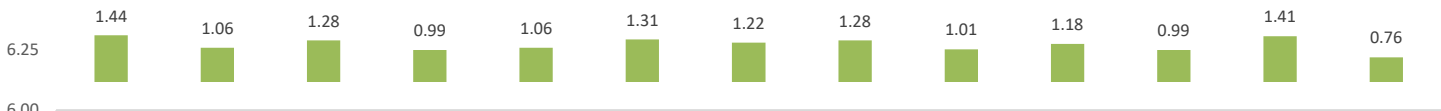


	2009	2010	2011	2012	2013	2014	2015	2016	2017	2018	2019	2020	2021
Average Field Size	8.12	7.88	8.00	8.23	7.93	7.54	7.42	7.53	7.31	7.39	7.29	7.86	7.41
Median	8.43	7.94	8.36	8.17	8.27	8.20	7.66	7.48	7.53	7.32	7.15	8.40	7.69

Field Size Synthetic Races Greater than 6 Furlongs



Fatality Rate per 1000 Starts - Synthetic Races Greater than 6 Furlongs



	2009	2010	2011	2012	2013	2014	2015	2016	2017	2018	2019	2020	2021
— Average Field Size	8.14	8.04	8.15	8.11	8.16	7.77	7.66	7.74	7.49	7.60	7.46	8.41	8.13
— Median	7.96	7.73	8.19	8.15	8.08	8.22	7.32	7.22	7.26	7.32	6.98	8.15	7.76

Yearling Sales Data

Sale Year	Foal Year	U/C Crop	USA Sold Range	# SLD	# RNA	Racing in USA and CAN									
						Strtrs-SLD	Strtrs-RNA	Starts-SLD	Starts-RNA	Earned-SLD	Earned-RNA	Avg Starts-SLD	Avg Starts-RNA	Avg Earned-SLD	Avg Earned-RNA
<u>1980</u>	1979	30,446	<\$1,000	224	424	132	333	3,100	8,800	\$976,653	\$7,525,502	23.48	26.43	\$7,399	\$22,599
			\$1,000-\$2,499	709	58	541	46	14,086	1,382	\$6,319,643	\$581,321	26.04	30.04	\$11,681	\$12,637
			\$2,500-\$4,999	940	85	702	63	20,945	1,596	\$12,722,528	\$658,605	29.84	25.33	\$18,123	\$10,454
			\$5,000-\$9,999	1,108	74	864	66	25,229	1,854	\$19,046,206	\$1,852,203	29.20	28.09	\$22,044	\$28,064
			\$10,000-\$24,999	1,453	58	1,158	50	33,098	1,427	\$36,141,763	\$1,636,070	28.58	28.54	\$31,211	\$32,721
			\$25,000-\$49,999	935	12	717	10	19,479	224	\$29,904,462	\$253,577	27.17	22.40	\$41,708	\$25,358
			\$50,000-\$74,999	357	4	250	4	5,720	122	\$11,605,514	\$489,022	22.88	30.50	\$46,422	\$122,256
			\$75,000-\$99,999	177	4	114	4	2,427	74	\$5,317,169	\$129,026	21.29	18.50	\$46,642	\$32,257
			\$100,000-\$199,000	303	3	194	2	3,401	46	\$9,004,623	\$101,025	17.53	23.00	\$46,416	\$50,513
			\$200,000-\$299,999	79	3	37	3	722	20	\$1,294,280	\$10,631	19.51	6.67	\$34,981	\$3,544
			\$300,000-\$399,999	32	0	18		271		\$521,512		15.06		\$28,973	
			\$400,000-\$499,999	11	0	5		16		\$16,720		3.20		\$3,344	
			\$500,000-\$599,999	11	0	5		36		\$672,975		7.20		\$134,595	
			\$600,000-\$699,999	4	0	4		38		\$878,649		9.50		\$219,662	
			\$700,000-\$799,999	3	0	0		0		\$0					
			\$800,000-\$900,000	5	0	4		69		\$284,325		0.00		\$0	
			\$900,000-\$999,999	1	0	1		13		\$14,012		13.00		\$14,012	
			\$1,000,000 plus	5	0	1		21		\$163,266		0.00		\$0	
			Totals	6,357	725	4,747	581	128,671	15,545	\$134,884,300	\$13,236,982	27.11	26.76	\$28,415	\$22,783
			Not Offered at Sale			15,999		408,504		\$324,862,065		25.53		\$20,305	

Sale Year	Foal Year	U/C Crop	USA Sold Range	# SLD	# RNA	Racing in USA and CAN									
						Strtrs-SLD	Strtrs-RNA	Starts-SLD	Starts-RNA	Earned-SLD	Earned-RNA	Avg Starts-SLD	Avg Starts-RNA	Avg Earned-SLD	Avg Earned-RNA
<u>1985</u>	1984	45,463	<\$1,000	656	963	374	717	7,459	16,599	\$2,730,295	\$15,824,796	19.94	23.15	\$7,300	\$22,071
			\$1,000-\$2,499	1,190	121	834	96	18,683	2,437	\$10,392,523	\$1,511,025	22.40	25.39	\$12,461	\$15,740
			\$2,500-\$4,999	1,276	180	997	146	25,203	3,687	\$18,360,612	\$2,240,429	25.28	25.25	\$18,416	\$15,345
			\$5,000-\$9,999	1,308	216	1,077	182	28,155	4,395	\$28,390,424	\$3,899,343	26.14	24.15	\$26,361	\$21,425
			\$10,000-\$24,999	1,373	271	1,151	223	31,707	5,654	\$40,435,870	\$6,722,333	27.55	25.35	\$35,131	\$30,145
			\$25,000-\$49,999	805	90	641	74	17,870	1,763	\$28,352,769	\$3,920,229	27.88	23.82	\$44,232	\$52,976
			\$50,000-\$74,999	322	20	224	17	5,296	478	\$13,465,113	\$1,041,870	23.64	28.12	\$60,112	\$61,286
			\$75,000-\$99,999	180	12	122	11	2,817	142	\$5,254,001	\$647,683	23.09	12.91	\$43,066	\$58,880
			\$100,000-\$199,000	280	26	184	19	3,215	404	\$12,421,077	\$1,441,751	17.47	21.26	\$67,506	\$75,882
			\$200,000-\$299,999	139	6	76	2	1,115	62	\$4,317,206	\$34,892	14.67	31.00	\$56,805	\$17,446
			\$300,000-\$399,999	77	4	50	3	837	18	\$2,663,226	\$24,143	16.74	6.00	\$53,265	\$8,048
			\$400,000-\$499,999	51	0	34		577		\$2,116,417		16.97		\$62,248	
			\$500,000-\$599,999	33	0	18		359		\$9,299,927		19.94		\$516,663	
			\$600,000-\$699,999	22	0	14		168		\$2,185,339		12.00		\$156,096	
			\$700,000-\$799,999	14	0	7		64		\$596,431		9.14		\$85,204	
			\$800,000-\$900,000	10	0	3		49		\$1,364,808		0.00		\$0	
			\$900,000-\$999,999	9	0	5		93		\$162,245		18.60		\$32,449	
			\$1,000,000 plus	29	2	9	0	106	0	\$968,837	\$0	0.00		\$0	
			Totals	7,774	1,911	5,820	1,490	143,773	35,639	\$183,477,120	\$37,308,494	24.70	23.92	\$31,525	\$25,039
			Not Offered at Sale					22,307		490,111		21.97		\$19,600	

Sale Year	Foal Year	U/C Crop	USA Sold Range	# SLD	# RNA	Racing in USA and CAN									
						Strtrs-SLD	Strtrs-RNA	Starts-SLD	Starts-RNA	Earned-SLD	Earned-RNA	Avg Starts-SLD	Avg Starts-RNA	Avg Earned-SLD	Avg Earned-RNA
<u>1990</u>	1989	44,248	<\$1,000	693	303	382	193	7,244	3,775	\$3,752,375	\$2,336,151	18.96	19.56	\$9,823	\$12,104
			\$1,000-\$2,499	1,303	286	971	212	20,777	4,521	\$13,454,044	\$2,640,733	21.40	21.33	\$13,856	\$12,456
			\$2,500-\$4,999	1,221	291	932	241	22,623	5,324	\$18,572,869	\$4,855,213	24.27	22.09	\$19,928	\$20,146
			\$5,000-\$9,999	1,301	294	1,027	242	26,156	6,137	\$32,764,045	\$7,449,115	25.47	25.36	\$31,903	\$30,781
			\$10,000-\$24,999	1,434	291	1,177	242	29,549	6,290	\$48,720,153	\$10,676,328	25.11	25.99	\$41,394	\$44,117
			\$25,000-\$49,999	956	124	741	101	17,841	2,375	\$39,191,792	\$3,683,926	24.08	23.51	\$52,890	\$36,475
			\$50,000-\$74,999	374	60	268	52	6,219	1,309	\$13,511,376	\$2,528,459	23.21	25.17	\$50,416	\$48,624
			\$75,000-\$99,999	147	28	101	20	1,971	420	\$8,358,561	\$1,244,356	19.51	21.00	\$82,758	\$62,218
			\$100,000-\$199,000	264	55	174	39	3,329	738	\$15,173,286	\$1,929,836	19.13	18.92	\$87,203	\$49,483
			\$200,000-\$299,999	96	17	56	12	1,008	213	\$4,179,096	\$306,316	18.00	17.75	\$74,627	\$25,526
			\$300,000-\$399,999	50	9	22	8	450	97	\$2,385,310	\$737,549	20.45	12.13	\$108,423	\$92,194
			\$400,000-\$499,999	21	4	10	3	203	31	\$960,777	\$66,663	20.30	10.33	\$96,078	\$22,221
			\$500,000-\$599,999	19	0	9		174		\$658,800		19.33		\$73,200	
			\$600,000-\$699,999	16	1	10	1	169	3	\$797,621	\$11,480	16.90	3.00	\$79,762	\$11,480
			\$700,000-\$799,999	12	1	5	1	112	7	\$545,236	\$3,650	22.40	7.00	\$109,047	\$3,650
			\$800,000-\$900,000	3	1	2	0	27	0	\$83,832	\$0	0.00		\$0	
			\$900,000-\$999,999	5	0	2		28		\$526,395		14.00		\$263,198	
			\$1,000,000 plus	16	0	7		61		\$3,096,767		0.00		\$0	
			Totals	7,931	1,765	5,896	1,367	137,941	31,240	\$206,732,335	\$38,469,775	23.40	22.85	\$35,063	\$28,142
			Not Offered at Sale					20,411		\$465,361,812		20.92		\$22,800	

Sale Year	Foal Year	U/C Crop	USA Sold Range	# SLD	# RNA	Racing in USA and CAN									
						Strtrs-SLD	Strtrs-RNA	Starts-SLD	Starts-RNA	Earned-SLD	Earned-RNA	Avg Starts-SLD	Avg Starts-RNA	Avg Earned-SLD	Avg Earned-RNA
<u>1995</u>	1994	32,117	<\$1,000	305	87	194	55	3,393	871	\$2,868,310	\$604,019	17.49	15.84	\$14,785	\$10,982
			\$1,000-\$2,499	870	206	607	161	12,045	2,935	\$11,503,904	\$2,870,510	19.84	18.23	\$18,952	\$17,829
			\$2,500-\$4,999	901	229	697	177	15,329	4,297	\$20,784,179	\$5,899,949	21.99	24.28	\$29,819	\$33,333
			\$5,000-\$9,999	1,190	242	919	201	22,146	5,432	\$34,178,844	\$7,040,961	24.10	27.02	\$37,191	\$35,030
			\$10,000-\$24,999	1,532	292	1,224	252	29,360	5,498	\$63,916,094	\$11,309,350	23.99	21.82	\$52,219	\$44,878
			\$25,000-\$49,999	991	162	780	132	16,772	2,608	\$51,118,167	\$6,898,796	21.50	19.76	\$65,536	\$52,264
			\$50,000-\$74,999	424	76	321	51	6,679	736	\$22,091,669	\$1,879,609	20.81	14.43	\$68,821	\$36,855
			\$75,000-\$99,999	217	32	147	21	2,635	468	\$13,606,285	\$1,826,206	17.93	22.29	\$92,560	\$86,962
			\$100,000-\$199,000	401	31	242	24	4,381	414	\$24,493,552	\$1,895,519	18.10	17.25	\$101,213	\$78,980
			\$200,000-\$299,999	93	9	48	8	809	166	\$9,390,059	\$919,670	16.85	20.75	\$195,626	\$114,959
			\$300,000-\$399,999	45	0	31		589		\$6,451,967		19.00		\$208,128	
			\$400,000-\$499,999	35	1	26	0	509	0	\$4,294,016	\$0	19.58		\$165,154	
			\$500,000-\$599,999	8	0	6		51		\$1,440,585		8.50		\$240,098	
			\$600,000-\$699,999	8	1	5	1	17	7	\$66,338	\$37,100	3.40	7.00	\$13,268	\$37,100
			\$700,000-\$799,999	4	0	4		44		\$475,340		11.00		\$118,835	
			\$800,000-\$900,000	1	0	0		0		\$0		0.00		\$0	
			\$900,000-\$999,999	2	0	2		35		\$166,449		17.50		\$83,225	
			\$1,000,000 plus	2	0	0		0		\$0		0.00		\$0	
			Totals	7,029	1,368	5,253	1,083	114,794	23,432	\$266,845,758	\$41,181,689	21.85	21.64	\$50,799	\$38,026
			Not Offered at Sale			14,883		315,626		\$527,632,146		21.21		\$35,452	

Sale Year	Foal Year	U/C Crop	USA Sold Range	# SLD	# RNA	Racing in USA and CAN									
						Strtrs-SLD	Strtrs-RNA	Starts-SLD	Starts-RNA	Earned-SLD	Earned-RNA	Avg Starts-SLD	Avg Starts-RNA	Avg Earned-SLD	Avg Earned-RNA
<u>2000</u>	1999	36,277	<\$1,000	266	159	165	99	2,396	1,963	\$1,990,812	\$2,732,312	14.52	19.83	\$12,066	\$27,599
			\$1,000-\$2,499	992	206	670	151	12,200	2,590	\$14,196,154	\$2,770,932	18.21	17.15	\$21,188	\$18,351
			\$2,500-\$4,999	1,285	297	966	223	19,284	4,093	\$29,599,193	\$6,265,369	19.96	18.35	\$30,641	\$28,096
			\$5,000-\$9,999	1,496	433	1,155	345	25,599	7,142	\$50,746,539	\$16,923,991	22.16	20.70	\$43,936	\$49,055
			\$10,000-\$24,999	1,955	690	1,568	575	32,851	12,178	\$86,231,268	\$29,586,113	20.95	21.18	\$54,994	\$51,454
			\$25,000-\$49,999	1,230	377	1,013	303	20,722	6,199	\$76,448,519	\$15,794,677	20.46	20.46	\$75,467	\$52,128
			\$50,000-\$74,999	540	128	406	95	8,576	1,675	\$30,015,666	\$6,568,874	21.12	17.63	\$73,930	\$69,146
			\$75,000-\$99,999	286	69	215	52	3,743	764	\$16,705,329	\$3,636,828	17.41	14.69	\$77,699	\$69,939
			\$100,000-\$199,000	540	137	393	103	6,661	1,741	\$35,654,352	\$9,514,653	16.95	16.90	\$90,724	\$92,375
			\$200,000-\$299,999	199	37	146	29	2,070	481	\$13,812,613	\$2,237,824	14.18	16.59	\$94,607	\$77,166
			\$300,000-\$399,999	100	17	66	13	912	208	\$4,472,252	\$3,080,805	13.82	16.00	\$67,761	\$236,985
			\$400,000-\$499,999	70	4	42	3	440	18	\$2,797,904	\$182,210	10.48	6.00	\$66,617	\$60,737
			\$500,000-\$599,999	47	3	29	3	354	30	\$1,882,087	\$264,730	12.21	10.00	\$64,900	\$88,243
			\$600,000-\$699,999	17	2	13	1	109	3	\$700,624	\$0	8.38	3.00	\$53,894	\$0
			\$700,000-\$799,999	21	0	15		87		\$528,578		5.80		\$35,239	
			\$800,000-\$900,000	11	1	8	1	120	12	\$740,595	\$243,438	15.00	12.00	\$92,574	\$243,438
			\$900,000-\$999,999	13	1	11	1	138	13	\$531,107	\$89,270	12.55	13.00	\$48,282	\$89,270
			\$1,000,000 plus	57	1	33	0	404	0	\$3,244,015	\$0	12.24		\$98,303	
			Totals	9,125	2,562	6,914	1,997	136,666	39,110	\$370,297,607	\$99,892,026	19.77	19.58	\$53,558	\$50,021
			Not Offered at Sale			15,611		298,700		\$622,994,132		19.13		\$39,907	

Sale Year	Foal Year	U/C Crop	USA Sold Range	# SLD	# RNA	Racing in USA and CAN									
						Strtrs-SLD	Strtrs-RNA	Starts-SLD	Starts-RNA	Earned-SLD	Earned-RNA	Avg Starts-SLD	Avg Starts-RNA	Avg Earned-SLD	Avg Earned-RNA
2002	2001	37,311	<\$1,000	233	246	151	181	2,462	3,314	\$2,483,112	\$4,989,564	16.30	18.31	\$16,444	\$27,567
			\$1,000-\$2,499	1,097	257	772	183	14,029	3,121	\$18,056,163	\$3,410,070	18.17	17.05	\$23,389	\$18,634
			\$2,500-\$4,999	1,246	382	928	286	17,880	5,801	\$31,667,386	\$9,625,073	19.27	20.28	\$34,124	\$33,654
			\$5,000-\$9,999	1,473	463	1,147	386	23,605	7,310	\$52,205,262	\$13,428,563	20.58	18.94	\$45,515	\$34,789
			\$10,000-\$24,999	1,689	592	1,331	470	26,430	9,967	\$69,330,285	\$25,304,500	19.86	21.21	\$52,089	\$53,839
			\$25,000-\$49,999	1,149	427	901	343	17,722	6,353	\$61,968,308	\$21,437,808	19.67	18.52	\$68,777	\$62,501
			\$50,000-\$74,999	572	151	474	114	9,538	2,166	\$45,537,128	\$8,433,396	20.12	19.00	\$96,070	\$73,977
			\$75,000-\$99,999	302	89	228	64	4,381	1,252	\$19,491,788	\$4,457,518	19.21	19.56	\$85,490	\$69,649
			\$100,000-\$199,000	526	123	387	95	6,892	1,411	\$42,925,144	\$9,166,739	17.81	14.85	\$110,918	\$96,492
			\$200,000-\$299,999	188	37	137	28	1,947	310	\$12,084,812	\$1,465,051	14.21	11.07	\$88,210	\$52,323
			\$300,000-\$399,999	78	14	57	9	874	98	\$5,327,550	\$332,499	15.33	10.89	\$93,466	\$36,944
			\$400,000-\$499,999	42	6	34	5	425	38	\$2,705,912	\$623,098	12.50	7.60	\$79,586	\$124,620
			\$500,000-\$599,999	28	4	22	3	300	38	\$2,642,790	\$312,885	13.64	12.67	\$120,127	\$104,295
			\$600,000-\$699,999	14	0	10		102		\$1,353,694		10.20		\$135,369	
			\$700,000-\$799,999	12	0	8		74		\$577,334		9.25		\$72,167	
			\$800,000-\$900,000	6	0	6		52		\$272,301		8.67		\$45,384	
			\$900,000-\$999,999	7	0	5		78		\$837,155		15.60		\$167,431	
			\$1,000,000 plus	27	2	21	0	241	0	\$1,849,766	\$0	11.48		\$88,084	
			Totals	8,689	2,793	6,619	2,167	127,032	41,179	\$371,315,890	\$102,986,764	19.19	19.00	\$56,098	\$47,525
			Not Offered at Sale				16,882	312,358		\$696,691,980		18.50		\$41,268	

Sale Year	Foal Year	U/C Crop	USA Sold Range	# SLD	# RNA	Racing in USA and CAN									
						Strtrs-SLD	Strtrs-RNA	Starts-SLD	Starts-RNA	Earned-SLD	Earned-RNA	Avg Starts-SLD	Avg Starts-RNA	Avg Earned-SLD	Avg Earned-RNA
<u>2007</u>	2006	37,546	<\$1,000	234	301	127	170	1,503	2,654	\$1,636,877	\$3,111,453	11.83	15.61	\$12,889	\$18,303
			\$1,000-\$2,499	1,129	415	702	256	10,614	3,762	\$15,998,408	\$4,473,445	15.12	14.70	\$22,790	\$17,474
			\$2,500-\$4,999	1,131	375	760	277	12,429	4,219	\$21,352,858	\$7,100,477	16.35	15.23	\$28,096	\$25,633
			\$5,000-\$9,999	1,450	465	1,016	354	19,025	6,473	\$44,458,862	\$16,053,209	18.73	18.29	\$43,759	\$45,348
			\$10,000-\$24,999	1,879	711	1,383	528	26,378	9,606	\$69,514,916	\$24,395,079	19.07	18.19	\$50,264	\$46,203
			\$25,000-\$49,999	1,309	440	979	350	19,309	6,273	\$64,855,135	\$21,346,515	19.72	17.92	\$66,246	\$60,990
			\$50,000-\$74,999	715	168	526	135	9,916	2,166	\$39,905,751	\$7,954,667	18.85	16.04	\$75,866	\$58,923
			\$75,000-\$99,999	417	121	311	92	5,967	1,492	\$28,607,988	\$7,487,954	19.19	16.22	\$91,987	\$81,391
			\$100,000-\$199,000	804	149	572	117	9,977	2,097	\$54,596,352	\$11,528,123	17.44	17.92	\$95,448	\$98,531
			\$200,000-\$299,999	297	40	228	37	3,688	522	\$20,927,540	\$2,457,598	16.18	14.11	\$91,787	\$66,422
			\$300,000-\$399,999	173	17	126	14	1,744	230	\$9,319,901	\$1,506,858	13.84	16.43	\$73,967	\$107,633
			\$400,000-\$499,999	75	9	51	7	653	47	\$6,516,411	\$246,797	12.80	6.71	\$127,773	\$35,257
			\$500,000-\$599,999	41	5	27	4	317	58	\$1,528,088	\$477,115	11.74	14.50	\$56,596	\$119,279
			\$600,000-\$699,999	27	2	17	2	209	17	\$932,612	\$38,082	12.29	8.50	\$54,860	\$19,041
			\$700,000-\$799,999	26	2	18	2	193	20	\$1,297,683	\$679,639	10.72	10.00	\$72,094	\$339,820
			\$800,000-\$900,000	9	2	8	1	115	5	\$1,361,857	\$6,645	14.38	5.00	\$170,232	\$6,645
			\$900,000-\$999,999	2	2	2	1	69	21	\$251,206	\$58,554	34.50	21.00	\$125,603	\$58,554
			\$1,000,000 plus	34	2	20	2	234	26	\$1,532,777	\$394,626	11.70	13.00	\$76,639	\$197,313
			Totals	9,752	3,226	6,873	2,349	122,340	39,688	\$384,595,222	\$109,316,836	17.80	16.90	\$55,957	\$46,538
			Not Offered at Sale					15,264		251,780	\$624,024,368	16.50		\$40,882	

Sale Year	Foal Year	U/C Crop	USA Sold Range	# SLD	# RNA	Racing in USA and CAN									
						Strtrs-SLD	Strtrs-RNA	Starts-SLD	Starts-RNA	Earned-SLD	Earned-RNA	Avg Starts-SLD	Avg Starts-RNA	Avg Earned-SLD	Avg Earned-RNA
<u>2012</u>	2011	24,642	<\$1,000	19	116	11	71	129	919	\$116,608	\$1,159,776	11.73	12.94	\$10,601	\$16,335
			\$1,000-\$2,499	526	223	369	163	6,895	2,707	\$12,510,185	\$4,175,063	18.69	16.61	\$33,903	\$25,614
			\$2,500-\$4,999	601	150	444	121	8,165	2,360	\$20,802,084	\$4,593,341	18.39	19.50	\$46,852	\$37,961
			\$5,000-\$9,999	836	202	580	148	11,890	2,899	\$36,335,568	\$7,879,887	20.50	19.59	\$62,648	\$53,242
			\$10,000-\$24,999	1,423	344	1,007	264	20,810	4,839	\$67,591,770	\$14,555,028	20.67	18.33	\$67,122	\$55,133
			\$25,000-\$49,999	1,121	288	835	222	17,036	4,425	\$78,942,537	\$21,632,429	20.40	19.93	\$94,542	\$97,443
			\$50,000-\$74,999	563	119	439	96	8,281	1,375	\$42,478,446	\$6,060,777	18.86	14.32	\$96,762	\$63,133
			\$75,000-\$99,999	322	77	244	53	4,313	855	\$25,964,753	\$4,429,629	17.68	16.13	\$106,413	\$83,578
			\$100,000-\$199,000	537	118	422	96	6,729	1,567	\$48,222,177	\$13,001,060	15.95	16.32	\$114,271	\$135,428
			\$200,000-\$299,999	205	39	153	30	2,466	420	\$18,740,180	\$1,411,455	16.12	14.00	\$122,485	\$47,049
			\$300,000-\$399,999	98	18	75	14	1,197	248	\$17,204,035	\$1,138,989	15.96	17.71	\$229,387	\$81,356
			\$400,000-\$499,999	42	2	34	2	567	21	\$5,891,921	\$85,467	16.68	10.50	\$173,292	\$42,734
			\$500,000-\$599,999	21	2	17	2	330	34	\$2,997,284	\$595,948	19.41	17.00	\$176,311	\$297,974
			\$600,000-\$699,999	16	0	10		39		\$416,387		3.90		\$41,639	
			\$700,000-\$799,999	6	2	6	2	48	29	\$601,660	\$611,777	8.00	14.50	\$100,277	\$305,889
			\$800,000-\$900,000	3	0	3		42		\$1,499,117		14.00		\$499,706	
			\$900,000-\$999,999	2	1	2	1	6	15	\$11,275	\$46,380	3.00	15.00	\$5,638	\$46,380
			\$1,000,000 plus	10	0	8		94		\$1,042,176		11.75		\$130,272	
			Totals	6,351	1,701	4,659	1,285	89,037	22,713	\$381,368,163	\$81,377,006	19.11	17.68	\$81,856	\$63,328
			Not Offered at Sale					10,988		\$591,597,630		17.61		\$53,840	

Sale Year	Foal Year	U/C Crop	USA Sold Range	# SLD	# RNA	Racing in USA and CAN									
						Strtrs-SLD	Strtrs-RNA	Starts-SLD	Starts-RNA	Earned-SLD	Earned-RNA	Avg Starts-SLD	Avg Starts-RNA	Avg Earned-SLD	Avg Earned-RNA
<u>2017</u>	2016	22,440	<\$1,000	39	171	19	112	250	1,419	\$568,945	\$2,232,080	13.16	12.67	\$29,944	\$19,929
			\$1,000-\$2,499	777	210	513	146	6,825	1,894	\$15,024,578	\$4,028,512	13.30	12.97	\$29,288	\$27,593
			\$2,500-\$4,999	737	208	516	148	7,420	2,088	\$18,638,411	\$5,548,718	14.38	14.11	\$36,121	\$37,491
			\$5,000-\$9,999	871	292	647	221	10,244	3,297	\$31,640,681	\$9,869,013	15.83	14.92	\$48,904	\$44,656
			\$10,000-\$24,999	1,145	463	881	365	13,809	5,460	\$52,710,634	\$19,314,337	15.67	14.96	\$59,830	\$52,916
			\$25,000-\$49,999	926	341	708	255	10,503	3,784	\$46,850,589	\$17,596,601	14.83	14.84	\$66,173	\$69,006
			\$50,000-\$74,999	513	144	396	116	5,729	1,738	\$33,997,352	\$11,740,510	14.47	14.98	\$85,852	\$101,211
			\$75,000-\$99,999	333	116	275	81	4,083	1,175	\$34,489,559	\$5,390,397	14.85	14.51	\$125,417	\$66,548
			\$100,000-\$199,000	707	136	585	98	8,036	1,223	\$65,332,645	\$9,807,033	13.74	12.48	\$111,680	\$100,072
			\$200,000-\$299,999	297	50	238	35	2,836	407	\$28,747,010	\$4,574,013	11.92	11.63	\$120,786	\$130,686
			\$300,000-\$399,999	139	22	108	15	1,302	161	\$10,848,998	\$1,098,313	12.06	10.73	\$100,454	\$73,221
			\$400,000-\$499,999	82	10	62	10	700	130	\$7,611,432	\$1,115,102	11.29	13.00	\$122,765	\$111,510
			\$500,000-\$599,999	59	3	32	3	327	39	\$3,059,237	\$376,548	10.22	13.00	\$95,601	\$125,516
			\$600,000-\$699,999	28	3	18	3	191	20	\$2,257,210	\$1,896,094	10.61	6.67	\$125,401	\$632,031
			\$700,000-\$799,999	27	3	18	3	216	20	\$1,877,710	\$288,160	12.00	6.67	\$104,317	\$96,053
			\$800,000-\$900,000	14	3	9	3	72	16	\$772,130	\$749,615	8.00	5.33	\$85,792	\$249,872
			\$900,000-\$999,999	9	1	5	1	61	15	\$485,667	\$311,584	12.20	15.00	\$97,133	\$311,584
			\$1,000,000 plus	16	3	12	3	88	21	\$1,780,254	\$91,683	7.33	7.00	\$148,355	\$30,561
			Totals	6,719	2,179	5,042	1,618	72,692	22,907	\$356,693,042	\$96,028,313	14.42	14.16	\$70,744	\$59,350
			Not Offered at Sale					9,005		119,440	\$452,565,158	13.26		\$50,257	

2-Year-Old Sales Data

Racing in USA and CAN															
Sale Year	Foal Year	U/C Crop	USA Sold Range	# SLD	# RNA	Strtrs-SLD	Strtrs-RNA	Starts-SLD	Starts-RNA	Earned-SLD	Earned-RNA	Avg Starts-SLD	Avg Starts-RNA	Avg Earned-SLD	Avg Earned-RNA
<u>1981</u>	1979	30,446	<\$1,000	57	397	29	333	501	9,300	\$201,792	\$8,500,792	17.28	27.93	\$6,958	\$25,528
			\$1,000-\$2,499	216	6	133	3	2,944	64	\$1,206,383	\$20,019	22.14	21.33	\$9,071	\$6,673
			\$2,500-\$4,999	369	23	260	20	7,242	596	\$3,729,910	\$182,195	27.85	29.80	\$14,346	\$9,110
			\$5,000-\$9,999	455	46	371	38	10,329	979	\$6,875,326	\$540,409	27.84	25.76	\$18,532	\$14,221
			\$10,000-\$24,999	657	30	553	27	15,999	712	\$12,923,821	\$622,713	28.93	26.37	\$23,370	\$23,063
			\$25,000-\$49,999	413	11	361	9	10,376	334	\$13,013,739	\$199,789	28.74	37.11	\$36,049	\$22,199
			\$50,000-\$74,999	106	1	92	1	2,495	19	\$3,750,908	\$35,675	27.12	19.00	\$40,771	\$35,675
			\$75,000-\$99,999	45	0	39		1,346		\$3,559,895		34.51		\$91,279	
			\$100,000-\$199,000	47	0	38		1,042		\$1,437,603		27.42		\$37,832	
			\$200,000-\$299,999	11	0	7		193		\$331,905		27.57		\$47,415	
			\$300,000-\$399,999	5	0	4		98		\$319,306		24.50		\$79,827	
			\$400,000-\$499,999	0	0										
			\$500,000-\$599,999	0	0										
			\$600,000-\$699,999	0	0										
			\$700,000-\$799,999	0	0										
			\$800,000-\$900,000	0	0										
			\$900,000-\$999,999	0	0										
			\$1,000,000 plus	0	0										
			Totals	2,381	514	1,887	431	52,565	12,004	\$47,350,588	\$10,101,592	27.86	27.85	\$25,093	\$23,438
			Not Offered at Sale			18,987		487,573		\$414,655,917		25.68		\$21,839	

Racing in USA and CAN															
Sale Year	Foal Year	U/C Crop	USA Sold Range	# SLD	# RNA	Strtrs-SLD	Strtrs-RNA	Starts-SLD	Starts-RNA	Earned-SLD	Earned-RNA	Avg Starts-SLD	Avg Starts-RNA	Avg Earned-SLD	Avg Earned-RNA
1986	1984	45,463	<\$1,000	218	480	118	384	2,257	9,733	\$898,640	\$8,690,394	19.13	25.35	\$7,616	\$22,631
			\$1,000-\$2,499	474	41	329	31	6,578	821	\$2,616,546	\$379,919	19.99	26.48	\$7,953	\$12,255
			\$2,500-\$4,999	584	116	443	95	11,687	2,467	\$7,645,510	\$1,055,260	26.38	25.97	\$17,258	\$11,108
			\$5,000-\$9,999	612	163	519	141	13,546	3,917	\$10,734,269	\$2,781,367	26.10	27.78	\$20,683	\$19,726
			\$10,000-\$24,999	804	187	701	163	21,157	4,553	\$22,270,898	\$5,729,678	30.18	27.93	\$31,770	\$35,151
			\$25,000-\$49,999	405	70	371	62	10,847	1,675	\$16,502,742	\$2,618,976	29.24	27.02	\$44,482	\$42,242
			\$50,000-\$74,999	127	18	110	16	3,011	419	\$6,368,527	\$544,164	27.37	26.19	\$57,896	\$34,010
			\$75,000-\$99,999	48	5	44	4	1,270	110	\$3,024,160	\$386,696	28.86	27.50	\$68,731	\$96,674
			\$100,000-\$199,000	37	4	32	3	709	61	\$1,544,243	\$71,302	22.16	20.33	\$48,258	\$23,767
			\$200,000-\$299,999	10	0	10		177		\$192,830		17.70		\$19,283	
			\$300,000-\$399,999	0	0										
			\$400,000-\$499,999	1	0	1		2		\$765		2.00		\$765	
			\$500,000-\$599,999	2	0	2		25		\$247,879		12.50		\$123,940	
			\$600,000-\$699,999	0	0										
			\$700,000-\$799,999	0	0										
			\$800,000-\$900,000	0	0										
			\$900,000-\$999,999	0	0										
			\$1,000,000 plus	0	0										
			Totals	3,322	1,084	2,680	899	71,266	23,756	\$72,047,009	\$22,257,756	26.59	26.42	\$26,883	\$24,758
			Not Offered at Sale			26,011		573,915		\$561,848,361		22.06		\$21,600	

Racing in USA and CAN															
Sale Year	Foal Year	U/C Crop	USA Sold Range	# SLD	# RNA	Strtrs-SLD	Strtrs-RNA	Starts-SLD	Starts-RNA	Earned-SLD	Earned-RNA	Avg Starts-SLD	Avg Starts-RNA	Avg Earned-SLD	Avg Earned-RNA
<u>1991</u>	1989	44,248	<\$1,000	180	39	97	19	1,407	437	\$608,375	\$227,323	14.51	23.00	\$6,272	\$11,964
			\$1,000-\$2,499	432	77	325	58	6,780	1,135	\$3,732,533	\$575,764	20.86	19.57	\$11,485	\$9,927
			\$2,500-\$4,999	576	164	446	148	11,089	3,498	\$8,701,792	\$2,992,584	24.86	23.64	\$19,511	\$20,220
			\$5,000-\$9,999	642	265	527	233	14,916	5,899	\$15,935,546	\$6,658,266	28.30	25.32	\$30,238	\$28,576
			\$10,000-\$24,999	804	390	707	354	18,996	10,257	\$26,275,196	\$13,774,345	26.87	28.97	\$37,164	\$38,911
			\$25,000-\$49,999	453	199	414	183	10,781	5,121	\$26,244,091	\$10,459,133	26.04	27.98	\$63,392	\$57,154
			\$50,000-\$74,999	172	69	153	65	4,069	1,733	\$11,131,238	\$3,501,248	26.59	26.66	\$72,753	\$53,865
			\$75,000-\$99,999	45	23	39	20	952	382	\$3,001,173	\$923,083	24.41	19.10	\$76,953	\$46,154
			\$100,000-\$199,000	54	18	45	16	1,019	295	\$3,742,527	\$1,287,932	22.64	18.44	\$83,167	\$80,496
			\$200,000-\$299,999	14	4	12	4	253	23	\$1,082,199	\$56,965	21.08	5.75	\$90,183	\$14,241
			\$300,000-\$399,999	6	0	5		131		\$619,121		26.20		\$123,824	
			\$400,000-\$499,999	0	0										
			\$500,000-\$599,999	2	0	1		24		\$115,051		24.00		\$115,051	
			\$600,000-\$699,999	1	0	1		15		\$9,497		15.00		\$9,497	
			\$700,000-\$799,999	0	0										
			\$800,000-\$900,000	0	0										
			\$900,000-\$999,999	0	0										
			\$1,000,000 plus	0	0										
			Totals	3,381	1,248	2,772	1,100	70,432	28,780	\$101,198,339	\$40,456,643	25.41	26.16	\$36,507	\$36,779
			Not Offered at Sale			23,698		495,242		\$565,124,261		20.90		\$23,847	

Racing in USA and CAN															
Sale Year	Foal Year	U/C Crop	USA Sold Range	# SLD	# RNA	Strtrs-SLD	Strtrs-RNA	Starts-SLD	Starts-RNA	Earned-SLD	Earned-RNA	Avg Starts-SLD	Avg Starts-RNA	Avg Earned-SLD	Avg Earned-RNA
<u>1996</u>	1994	32,117	<\$1,000	63	20	32	10	370	197	\$168,872	\$101,836	11.56	19.70	\$5,277	\$10,184
			\$1,000-\$2,499	210	31	148	18	2,551	365	\$1,895,132	\$296,914	17.24	20.28	\$12,805	\$16,495
			\$2,500-\$4,999	337	88	249	73	5,747	1,416	\$5,670,816	\$1,300,822	23.08	19.40	\$22,774	\$17,819
			\$5,000-\$9,999	455	193	343	157	8,183	3,774	\$12,403,612	\$5,452,317	23.86	24.04	\$36,162	\$34,728
			\$10,000-\$24,999	663	343	519	310	14,049	8,240	\$25,383,891	\$15,837,562	27.07	26.58	\$48,909	\$51,089
			\$25,000-\$49,999	463	191	410	168	10,449	4,072	\$28,152,190	\$10,932,332	25.49	24.24	\$68,664	\$65,073
			\$50,000-\$74,999	215	79	183	66	4,261	1,443	\$13,895,320	\$4,339,964	23.28	21.86	\$75,931	\$65,757
			\$75,000-\$99,999	101	40	82	36	1,626	808	\$6,033,478	\$1,937,842	19.83	22.44	\$73,579	\$53,829
			\$100,000-\$199,000	178	35	120	34	2,046	724	\$14,428,795	\$4,153,827	17.05	21.29	\$120,240	\$122,171
			\$200,000-\$299,999	57	8	23	7	413	93	\$4,976,745	\$286,971	17.96	13.29	\$216,380	\$40,996
			\$300,000-\$399,999	31	5	11	4	134	34	\$474,220	\$578,974	12.18	8.50	\$43,111	\$144,744
			\$400,000-\$499,999	11	0	5		103		\$544,606		20.60		\$108,921	
			\$500,000-\$599,999	8	1	3	1	20	57	\$193,945	\$222,925	6.67		\$64,648	
			\$600,000-\$699,999	4	0	0		0		\$0					
			\$700,000-\$799,999	3	0	1		25		\$107,105		25.00		\$107,105	
			\$800,000-\$900,000	2	0	0		0		\$0		0.00		\$0	
			\$900,000-\$999,999	2	0	2		28		\$2,033,375		14.00		\$1,016,688	
			\$1,000,000 plus	0	1	0	1	0	25	\$0	\$74,890	0.00		\$0	
			Totals	2,803	1,035	2,131	885	50,005	21,248	\$116,362,102	\$45,517,176	23.47	24.01	\$54,604	\$51,432
			Not Offered at Sale			18,088		380,544		\$669,678,997		21.04		\$37,023	

Racing in USA and CAN															
Sale Year	Foal Year	U/C Crop	USA Sold Range	# SLD	# RNA	Strtrs-SLD	Strtrs-RNA	Starts-SLD	Starts-RNA	Earned-SLD	Earned-RNA	Avg Starts-SLD	Avg Starts-RNA	Avg Earned-SLD	Avg Earned-RNA
<u>2001</u>	1999	36,277	<\$1,000	37	12	21	4	362	86	\$232,698	\$63,202	17.24	21.50	\$11,081	\$15,801
			\$1,000-\$2,499	152	29	100	21	1,615	321	\$1,341,145	\$416,132	16.15	15.29	\$13,411	\$19,816
			\$2,500-\$4,999	255	96	189	73	3,397	1,215	\$4,129,177	\$1,057,386	17.97	16.64	\$21,847	\$14,485
			\$5,000-\$9,999	448	181	366	149	7,502	3,052	\$10,157,279	\$4,217,042	20.50	20.48	\$27,752	\$28,302
			\$10,000-\$24,999	679	436	575	398	13,289	9,251	\$23,949,334	\$16,829,574	23.11	23.24	\$41,651	\$42,285
			\$25,000-\$49,999	476	276	418	244	9,008	5,478	\$26,198,072	\$15,057,884	21.55	22.45	\$62,675	\$61,713
			\$50,000-\$74,999	231	103	207	92	4,664	2,332	\$16,775,473	\$7,168,853	22.53	25.35	\$81,041	\$77,922
			\$75,000-\$99,999	121	47	112	41	2,300	628	\$10,731,495	\$4,589,815	20.54	15.32	\$95,817	\$111,947
			\$100,000-\$199,000	209	61	173	54	3,046	900	\$14,030,953	\$5,504,779	17.61	16.67	\$81,104	\$101,940
			\$200,000-\$299,999	56	16	42	15	736	210	\$4,530,636	\$1,269,616	17.52	14.00	\$107,872	\$84,641
			\$300,000-\$399,999	25	5	17	2	278	25	\$1,500,160	\$51,145	16.35	12.50	\$88,245	\$25,573
			\$400,000-\$499,999	22	2	19	2	304	35	\$2,193,061	\$414,860	16.00	17.50	\$115,424	\$207,430
			\$500,000-\$599,999	4	3	4	2	46	16	\$316,390	\$67,010	11.50	8.00	\$79,098	\$33,505
			\$600,000-\$699,999	2	0	2		19		\$254,788		9.50		\$127,394	
			\$700,000-\$799,999	7	0	7		139		\$1,443,273		19.86		\$206,182	
			\$800,000-\$900,000	1	0	0		0		\$0					
			\$900,000-\$999,999	2	0	2		33		\$649,768		16.50		\$324,884	
			\$1,000,000 plus	2	0	2		7		\$128,000		3.50		\$64,000	
			Totals	2,729	1,267	2,256	1,097	46,745	23,549	\$118,561,702	\$56,707,298	20.72	21.47	\$52,554	\$51,693
			Not Offered at Sale			21,169		404,169		\$917,681,714		19.09		\$43,350	

Racing in USA and CAN															
Sale Year	Foal Year	U/C Crop	USA Sold Range	# SLD	# RNA	Strtrs-SLD	Strtrs-RNA	Starts-SLD	Starts-RNA	Earned-SLD	Earned-RNA	Avg Starts-SLD	Avg Starts-RNA	Avg Earned-SLD	Avg Earned-RNA
2003	2001	37,311	<\$1,000	34	27	15	15	248	178	\$141,667	\$171,753	16.53	11.87	\$9,444	\$11,450
			\$1,000-\$2,499	218	34	147	25	2,775	352	\$3,330,082	\$364,699	18.88	14.08	\$22,654	\$14,588
			\$2,500-\$4,999	342	94	257	72	5,468	1,612	\$7,266,941	\$2,217,798	21.28	22.39	\$28,276	\$30,803
			\$5,000-\$9,999	468	197	378	175	8,853	3,653	\$15,939,865	\$6,170,165	23.42	20.87	\$42,169	\$35,258
			\$10,000-\$24,999	695	349	576	321	12,223	6,846	\$27,433,325	\$15,489,410	21.22	21.33	\$47,627	\$48,254
			\$25,000-\$49,999	511	288	447	261	10,019	4,872	\$29,795,229	\$15,364,930	22.41	18.67	\$66,656	\$58,869
			\$50,000-\$74,999	263	105	227	97	4,618	2,449	\$21,041,022	\$9,392,659	20.34	25.25	\$92,692	\$96,832
			\$75,000-\$99,999	147	59	123	54	2,668	980	\$13,398,146	\$7,911,221	21.69	18.15	\$108,928	\$146,504
			\$100,000-\$199,000	197	59	157	56	3,000	966	\$17,136,194	\$5,707,927	19.11	17.25	\$109,148	\$101,927
			\$200,000-\$299,999	66	6	56	6	975	148	\$8,021,815	\$1,938,115	17.41	24.67	\$143,247	\$323,019
			\$300,000-\$399,999	29	3	24	2	378	13	\$4,319,460	\$25,490	15.75	6.50	\$179,978	\$12,745
			\$400,000-\$499,999	19	0	14		185		\$2,190,931		13.21		\$156,495	
			\$500,000-\$599,999	9	0	9		148		\$1,661,625		16.44		\$184,625	
			\$600,000-\$699,999	4	0	4		45		\$242,656		11.25		\$60,664	
			\$700,000-\$799,999	2	0	1		17		\$135,106		17.00		\$135,106	
			\$800,000-\$900,000	3	0	3		15		\$48,970		5.00		\$16,323	
			\$900,000-\$999,999	2	0	2		37		\$476,173		18.50		\$238,087	
			\$1,000,000 plus	5	0	4		53		\$2,059,468		13.25		\$514,867	
			Totals	3,014	1,221	2,444	1,084	51,725	22,069	\$154,638,675	\$64,754,167	21.16	20.36	\$63,273	\$59,736
			Not Offered at Sale			22,127		406,626		\$951,090,772		18.38		\$42,983	

Racing in USA and CAN															
Sale Year	Foal Year	U/C Crop	USA Sold Range	# SLD	# RNA	Strtrs-SLD	Strtrs-RNA	Starts-SLD	Starts-RNA	Earned-SLD	Earned-RNA	Avg Starts-SLD	Avg Starts-RNA	Avg Earned-SLD	Avg Earned-RNA
2008	2006	37,546	<\$1,000	28	50	18	30	230	391	\$340,993	\$462,428	12.78	13.03	\$18,944	\$15,414
			\$1,000-\$2,499	165	46	107	28	1,402	389	\$1,555,307	\$576,354	13.10	13.89	\$14,536	\$20,584
			\$2,500-\$4,999	277	94	199	65	3,202	1,177	\$4,394,869	\$1,949,433	16.09	18.11	\$22,085	\$29,991
			\$5,000-\$9,999	354	149	250	128	4,639	2,343	\$6,789,610	\$4,066,131	18.56	18.30	\$27,158	\$31,767
			\$10,000-\$24,999	718	294	503	241	8,874	4,933	\$22,023,278	\$11,663,545	17.64	20.47	\$43,784	\$48,396
			\$25,000-\$49,999	453	229	396	207	7,702	3,896	\$23,289,017	\$15,251,366	19.45	18.82	\$58,811	\$73,678
			\$50,000-\$74,999	211	99	191	87	4,227	1,761	\$17,784,702	\$7,463,869	22.13	20.24	\$93,114	\$85,792
			\$75,000-\$99,999	123	52	110	44	2,037	615	\$7,753,050	\$3,577,474	18.52	13.98	\$70,482	\$81,306
			\$100,000-\$199,000	258	74	230	68	4,087	1,232	\$17,033,749	\$5,610,894	17.77	18.12	\$74,060	\$82,513
			\$200,000-\$299,999	102	27	90	21	1,617	423	\$9,048,441	\$1,464,715	17.97	20.14	\$100,538	\$69,748
			\$300,000-\$399,999	61	15	52	13	906	210	\$6,452,740	\$1,011,720	17.42	16.15	\$124,091	\$77,825
			\$400,000-\$499,999	30	3	25	3	469	52	\$2,614,772	\$181,008	18.76	17.33	\$104,591	\$60,336
			\$500,000-\$599,999	16	4	13	4	143	107	\$1,485,727	\$368,484	11.00	26.75	\$114,287	\$92,121
			\$600,000-\$699,999	11	1	10	1	190	10	\$2,167,330	\$32,613	19.00	10.00	\$216,733	\$32,613
			\$700,000-\$799,999	8	0	6		80		\$1,184,778		13.33		\$197,463	
			\$800,000-\$900,000	4	0	4		32		\$233,684		8.00		\$58,421	
			\$900,000-\$999,999	1	0	1		11		\$85,517		11.00		\$85,517	
			\$1,000,000 plus	5	1	5	1	35	12	\$2,897,791	\$16,570	7.00	12.00	\$579,558	\$16,570
			Totals	2,825	1,138	2,210	941	39,883	17,551	\$127,135,355	\$53,696,604	18.05	18.65	\$57,527	\$57,063
			Not Offered at Sale			21,330		356,295		\$936,767,975		16.70		\$43,918	

Racing in USA and CAN															
Sale Year	Foal Year	U/C Crop	USA Sold Range	# SLD	# RNA	Strtrs-SLD	Strtrs-RNA	Starts-SLD	Starts-RNA	Earned-SLD	Earned-RNA	Avg Starts-SLD	Avg Starts-RNA	Avg Earned-SLD	Avg Earned-RNA
2013	2011	24,642	<\$1,000	11	10	6	6	84	119	\$130,620	\$149,568	14.00	19.83	\$21,770	\$24,928
			\$1,000-\$2,499	47	6	33	4	619	38	\$794,671	\$21,201	18.76	9.50	\$24,081	\$5,300
			\$2,500-\$4,999	79	13	58	9	1,256	125	\$2,181,464	\$123,230	21.66	13.89	\$37,611	\$13,692
			\$5,000-\$9,999	205	46	145	42	2,836	661	\$5,948,774	\$1,238,360	19.56	15.74	\$41,026	\$29,485
			\$10,000-\$24,999	456	111	309	97	6,051	2,231	\$14,887,030	\$7,561,007	19.58	23.00	\$48,178	\$77,949
			\$25,000-\$49,999	555	118	390	100	8,385	1,982	\$29,595,723	\$6,023,319	21.50	19.82	\$75,886	\$60,233
			\$50,000-\$74,999	252	51	224	43	4,398	741	\$19,618,058	\$2,935,700	19.63	17.23	\$87,581	\$68,272
			\$75,000-\$99,999	146	24	127	21	2,313	387	\$12,426,766	\$1,331,696	18.21	18.43	\$97,849	\$63,414
			\$100,000-\$199,000	291	54	240	48	4,301	749	\$27,325,283	\$5,088,308	17.92	15.60	\$113,855	\$106,006
			\$200,000-\$299,999	85	11	76	9	1,133	151	\$9,270,327	\$915,977	14.91	16.78	\$121,978	\$101,775
			\$300,000-\$399,999	53	4	47	4	721	66	\$10,476,880	\$746,339	15.34	16.50	\$222,912	\$186,585
			\$400,000-\$499,999	15	0	13		250		\$2,781,193		19.23		\$213,938	
			\$500,000-\$599,999	12	0	12		252		\$2,224,666		21.00		\$185,389	
			\$600,000-\$699,999	6	0	6		59		\$900,745		9.83		\$150,124	
			\$700,000-\$799,999	2	0	1		6		\$90,170		6.00		\$90,170	
			\$800,000-\$900,000	0	0										
			\$900,000-\$999,999	2	0	2		15		\$187,137		7.50		\$93,569	
			\$1,000,000 plus	3	0	3		23		\$311,977		7.67		\$103,992	
			Totals	2,220	448	1,692	383	32,702	7,250	\$139,151,484	\$26,134,705	19.33	18.93	\$82,241	\$68,237
			Not Offered at Sale			14,850		265,246		\$888,909,515		17.86		\$59,859	

Racing in USA and CAN															
Sale Year	Foal Year	U/C Crop	USA Sold Range	# SLD	# RNA	Strtrs-SLD	Strtrs-RNA	Starts-SLD	Starts-RNA	Earned-SLD	Earned-RNA	Avg Starts-SLD	Avg Starts-RNA	Avg Earned-SLD	Avg Earned-RNA
2018	2016	22,440	<\$1,000	3	9	2	2	15	13	\$2,157	\$82,496	7.50	6.50	\$1,079	\$41,248
			\$1,000-\$2,499	50	22	39	10	550	126	\$877,485	\$162,882	14.10	12.60	\$22,500	\$16,288
			\$2,500-\$4,999	112	16	71	10	958	138	\$1,853,456	\$512,884	13.49	13.80	\$26,105	\$51,288
			\$5,000-\$9,999	204	50	149	39	2,236	782	\$5,694,657	\$1,928,390	15.01	20.05	\$38,219	\$49,446
			\$10,000-\$24,999	463	148	323	127	5,048	2,138	\$16,688,785	\$6,142,492	15.63	16.83	\$51,668	\$48,366
			\$25,000-\$49,999	432	150	321	128	5,400	2,078	\$24,165,579	\$9,289,362	16.82	16.23	\$75,282	\$72,573
			\$50,000-\$74,999	260	41	204	36	3,095	592	\$17,626,721	\$2,550,994	15.17	16.44	\$86,405	\$70,861
			\$75,000-\$99,999	122	45	103	35	1,642	596	\$9,798,676	\$3,545,485	15.94	17.03	\$95,133	\$101,300
			\$100,000-\$199,000	295	63	250	57	3,464	800	\$24,882,522	\$4,839,579	13.86	14.04	\$99,530	\$84,905
			\$200,000-\$299,999	121	13	109	12	1,464	216	\$12,046,554	\$1,630,953	13.43	18.00	\$110,519	\$135,913
			\$300,000-\$399,999	55	2	46	0	563		\$6,588,783		12.24		\$143,234	
			\$400,000-\$499,999	31	5	28	5	347	46	\$3,580,973	\$214,218	12.39	9.20	\$127,892	\$42,844
			\$500,000-\$599,999	17	2	14	2	177	47	\$1,339,483	\$203,855	12.64	23.50	\$95,677	\$101,928
			\$600,000-\$699,999	13	1	11	0	151		\$4,312,094		13.73		\$392,009	
			\$700,000-\$799,999	13	1	11	1	102	11	\$1,520,160	\$65,100	9.27	11.00	\$138,196	\$65,100
			\$800,000-\$900,000	7	0	7		76		\$2,262,585		10.86		\$323,226	
			\$900,000-\$999,999	2	0	2		16		\$290,860		8.00		\$145,430	
			\$1,000,000 plus	5	0	3		25		\$591,533		8.33		\$197,178	
			Totals	2,205	568	1,693	464	25,329	7,583	\$134,123,063	\$31,168,690	14.96	16.34	\$79,222	\$67,174
			Not Offered at Sale			13,510		182,121		\$740,560,666		13.48		\$54,816	